Innovation
For Good Health

2016

9

2016

GB36000 “ ” Global Reporting Initiati e, ” GRI ”

G4 G4

IFC

2016 1 1 2016 12 31

2016

2016

A 2016

“ ”

“ ” “ ” “

” “ ” “ ” “

” “ ” “ ”

http:// .fos npharma.com/ne s7 le.html

FSC

2016

.fos npharma.com

“ ”

“ ”

04

06

14

32

42

56

90

102

112

122 GB36002

115

131 G4

116

139 SGS

121

J l

12

A g st

September

Int iti e S rgical

Gland Pharma

7

Gland Pharma 86%

Gland Pharma FDA

8

“ ”

9

Int iti e S rgical 1

Int iti e S rgical



December

2016 9
6 10
HLX07
12 10
HER2
III
PA-824

2015

2016 2016

2016

100

ACCA

Care For Life
Contin o s Inno ation
P rs it of E cellence
Win-Win Cooperation

1994 1998 8 2012 10
600196-SH 02196-
HK

“ ”



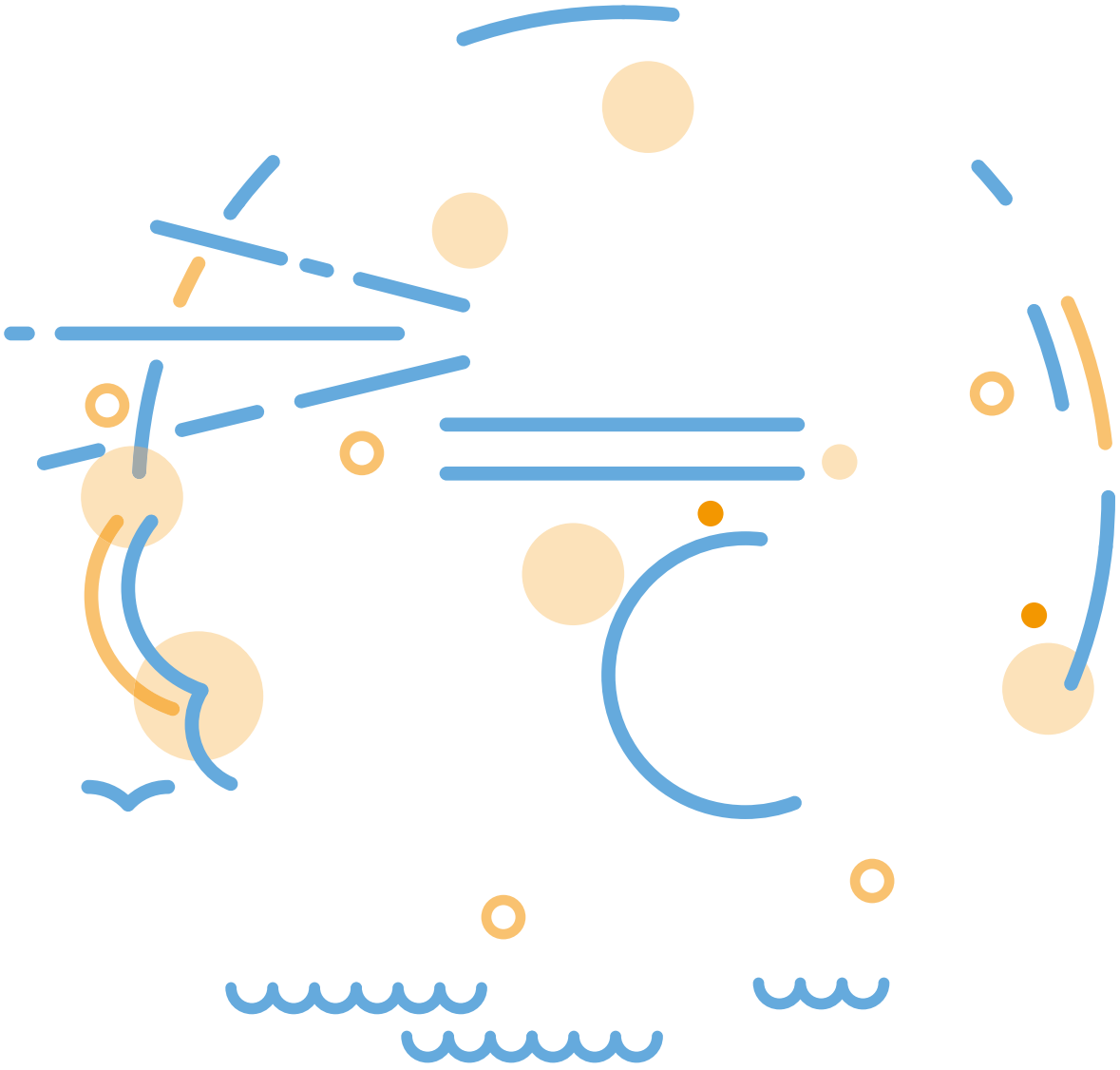

“ ”

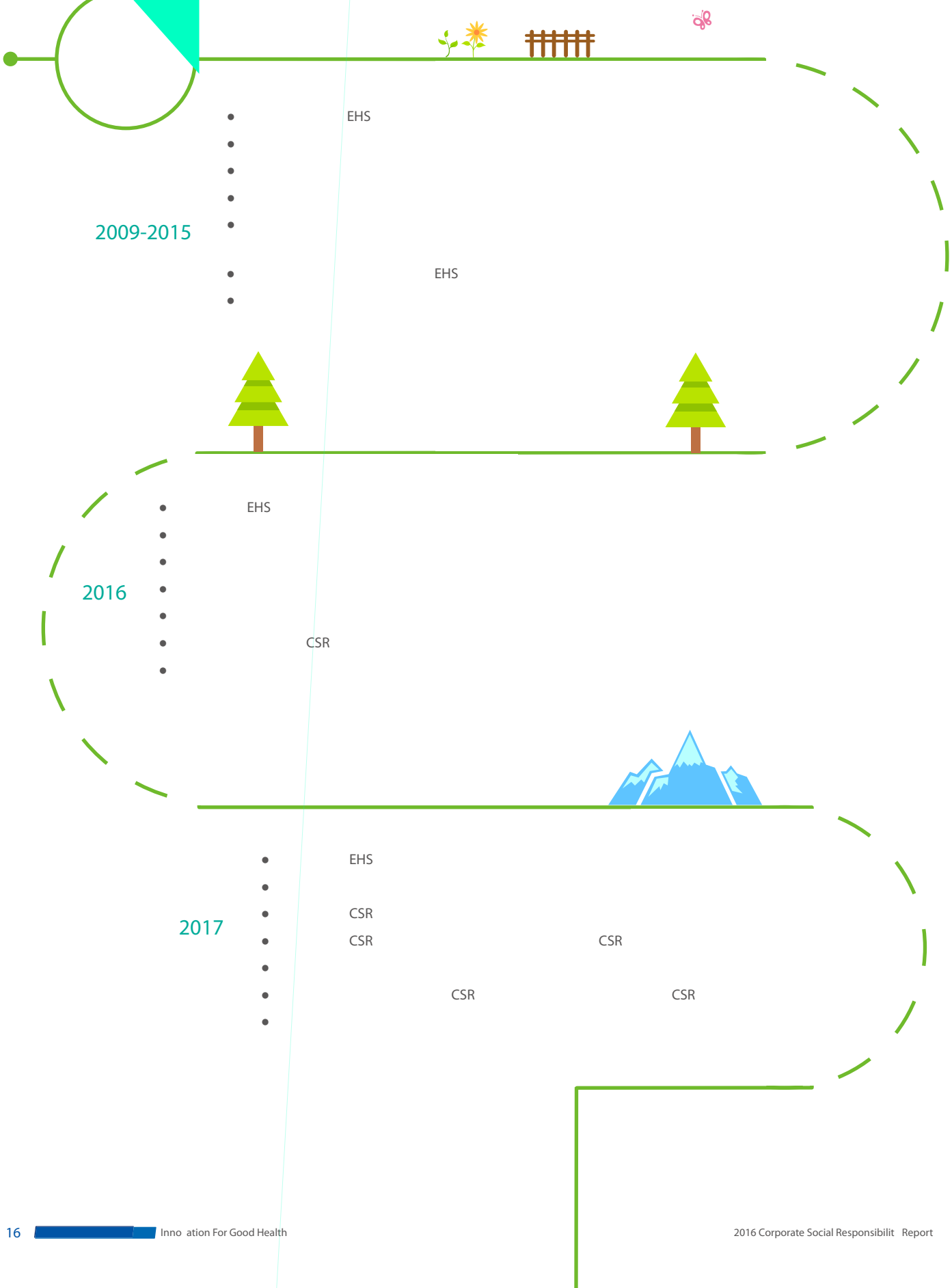
EHS
2009-2015
EHS
EHS
2016
CSR
EHS
2017
CSR
CSR
CSR
CSR
CSR

EHS)

EHS

EHS

2009-2015

“ ”



EHS

2016

CSR CSR

EHS

CSR CSR

2017

CSR CSR

CSR

CSR EHS

ESG



“ ”

24

2016

2016 Ambr
Ambr Ambr
Ambr
Ambr
Ambr

2016 Gland Pharma

2016 12 Int iti e S rgical
“
”

2016
2015

VC

/ /

22 2016

EHS

2016

1

2

2016 12 31

11 1 4

3

4

A

5

/

2016

-
-
- 2016
  / SAP 2017 SAP
- OA

-
-
-
- 88%

-

- 2016
-

2015

2016

2016 SAP

OA

2016 8

5

7

2016

6

2015 15

2016 18

2016

88%

18

88%

2016

0A

42

23

2016

“ + ” 2016 IT

“ ” “ ”

ISO27000 ,

12

“ — — — ” IT

OpenStack

2016 “ OpenStack ”

“ OpenStack ” 2016 “

OpenStack ” “ OpenStack ”

“ ” ,

“ ”

,

14.47%

“ ” 2015 2016

99.72% 14.47%

2016

“ ” “ ”

EHS

2016 CSR

30

200

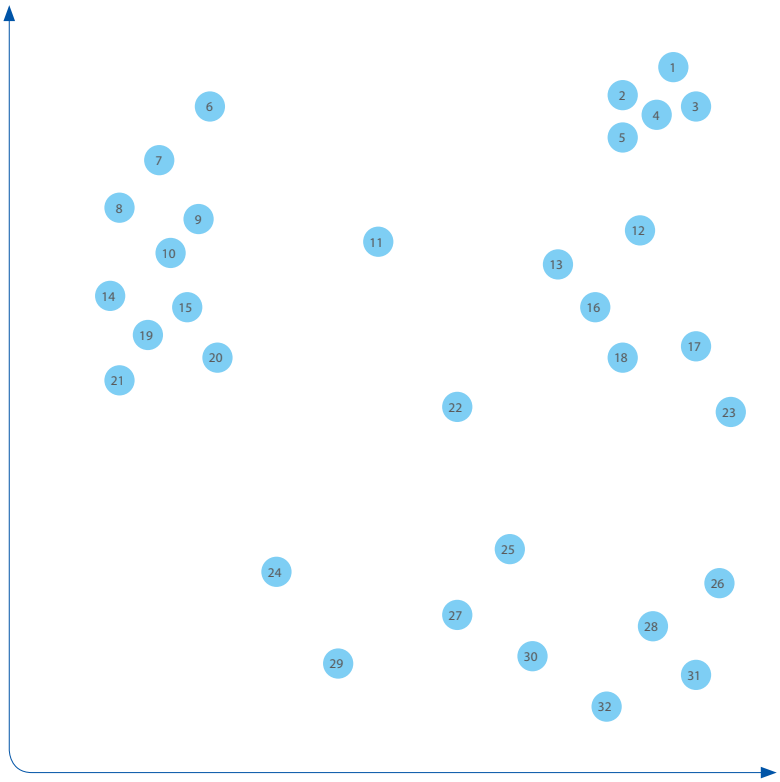

1	9	17	25
2	10	18	26
3	11	19	27
4	12	20	28
5	13	21	29
6	14	22	30
7	15	23	31
8	16	24	32

2016 CSR “ ”
GE

2016 6 WTO “
2030 ”
“ ”

5 10
“
”

8 3 “ ”
CSR
EHS

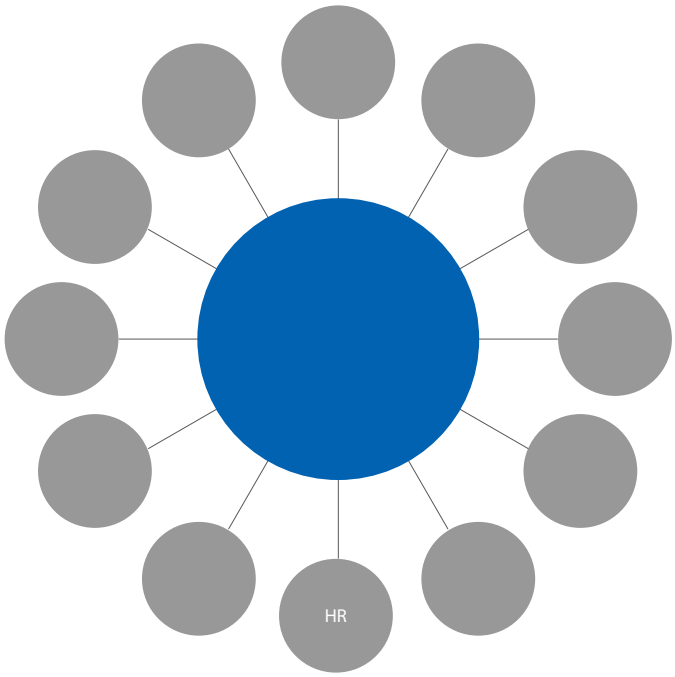

CSR

“ ”

2016

38 EHS

2008

CSR

CSR

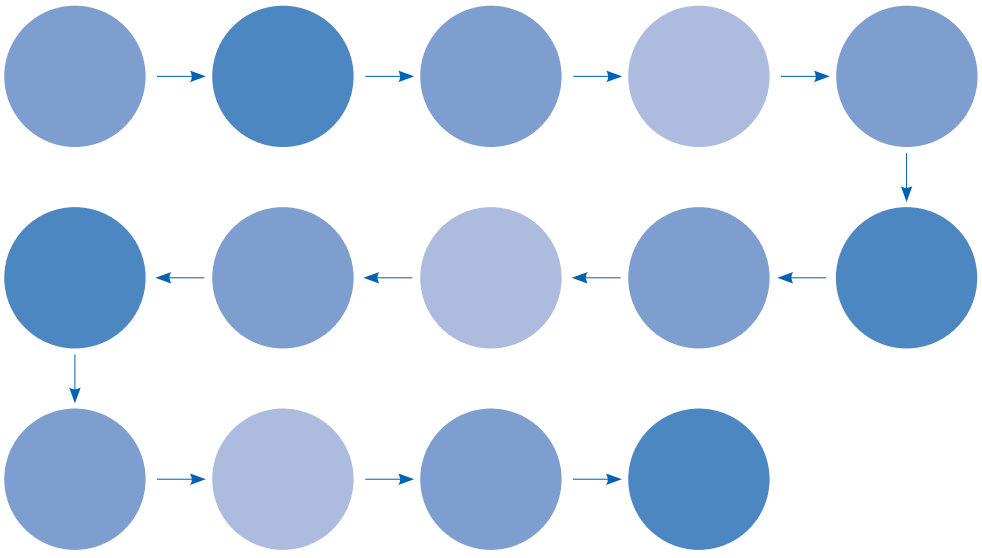

/

/

/

e

2016 32 12 5 A H
1

32

2016 10
/

7 22
“ 2016 ”

2000

“ ” “
”

2016 92
2016 300

24

2016

2016

7 2016

9
11

10 “ 2016
”

12 WTO

2016

9 “
” “ ”
“
”

35

2016 35

2016

90

2016

“ ”

2016 Int iti e S rgical, Inc.

2016 250,471 Gland Pharma Int iti e S rgical

“ 2016 ” “ 2016 ” 30 100

— “ 2016 ” 20 30

20

“ ”

“ ”

“ ”

;

2016 500

2016

2016

12

“ ”

APP

2016

2016 CSR 2015 2016

200 GE

CSR

CSR

500

181 49

99.86%

95%

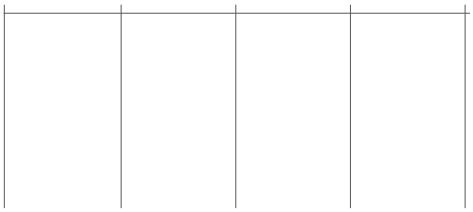



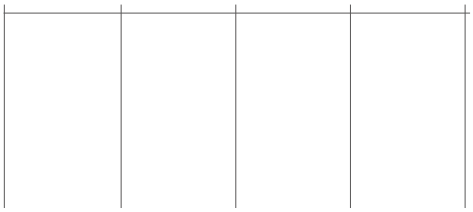





2016 “ ”

2016 1,462,882 2015 16.02%
1,025,954 2015 14.83% 357,155
280,584
209,278 2015 5.92% 14.05% 26.36

“ ”

SOP
GCP

4

986

2012 -2016

单位：百万元

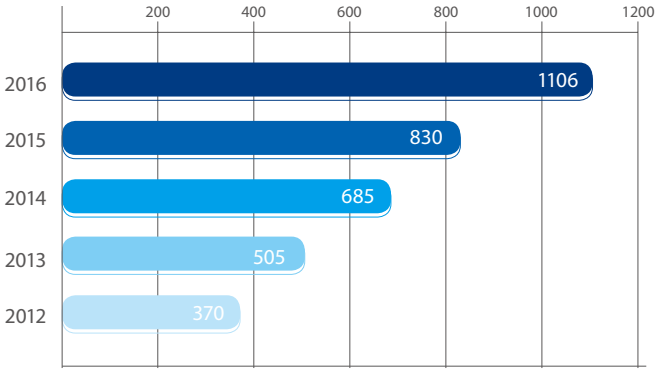

复星医药集团 2016 年研发投入 11.06 亿元（含资本化研发投入），同比增长超过 33.23%。

2016 11.06 33.23%
7.15 6.67%
9.63 2015 38.03%

2016 5.72 5.6%

173 2016 6 10
2 4 1.1 6
22 42 50
EGFR HLX07
1.1 PA-824
FDA

2016 103 21
3 2 PCT 6
30 22 2

2016 1,025,954
2015 14.83% 164,014 2015 32.50%

2016

41.76% 36.46%
10.14%*1
13.87%*2

2016

11.06

33.23%

2016

1,025,954

14.83%

注：＊1：2015 年数据按 2016 年口径重述，即 2015 年数据中包含新增核心产品注射用腺苷钴胺（米乐卡）的销售收入。
＊2：同口径增减（%）为剔除 2015 年摩罗丹销售收入后的比例。

16.82%

35.43%

2016

18

5

/

N/A

ARTESUNPLUS

ARTESUN

2

N/A

N/A

LHRH

2016 167,756 2015
21.67%

2016

2016 ,

“ ” B
O2O

3018

(CHDX) ” ”
2016 “ ”

2016
266,391 2015 18.17%

2016 Alma Lasers Alma
Lasers2016 78,621 2015 14.19% Alma Lasers
2016 Alma
Lasers 6 CE 2 FDA Alma
Lasers 2016 Sisram

2016 CML “ ”

2016 2016
19,000 2015 54%

“ ” Int iti

2016

2016 21.96 2015
9.58%

4-5

2016

21.96

9.58%

2012 -2016

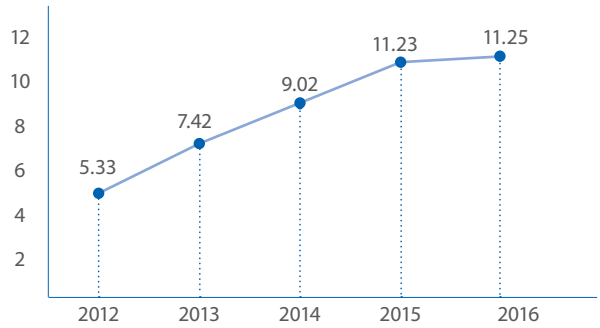

2016	180,612	26,615	7,673	2,001	7,614	841	225,356
2015	164,832	22,936	6,345	1,519	4,962	3	200,597
2014	131,210	20,678	4,759	1,408	4,850	285	163,190

*注：其它费用指辞退福利等其它费用。

温州老年病醫院

2016 6

ISO15189

“ ”

2015 4

2016 6

80%

9 9

“ ”

—

—

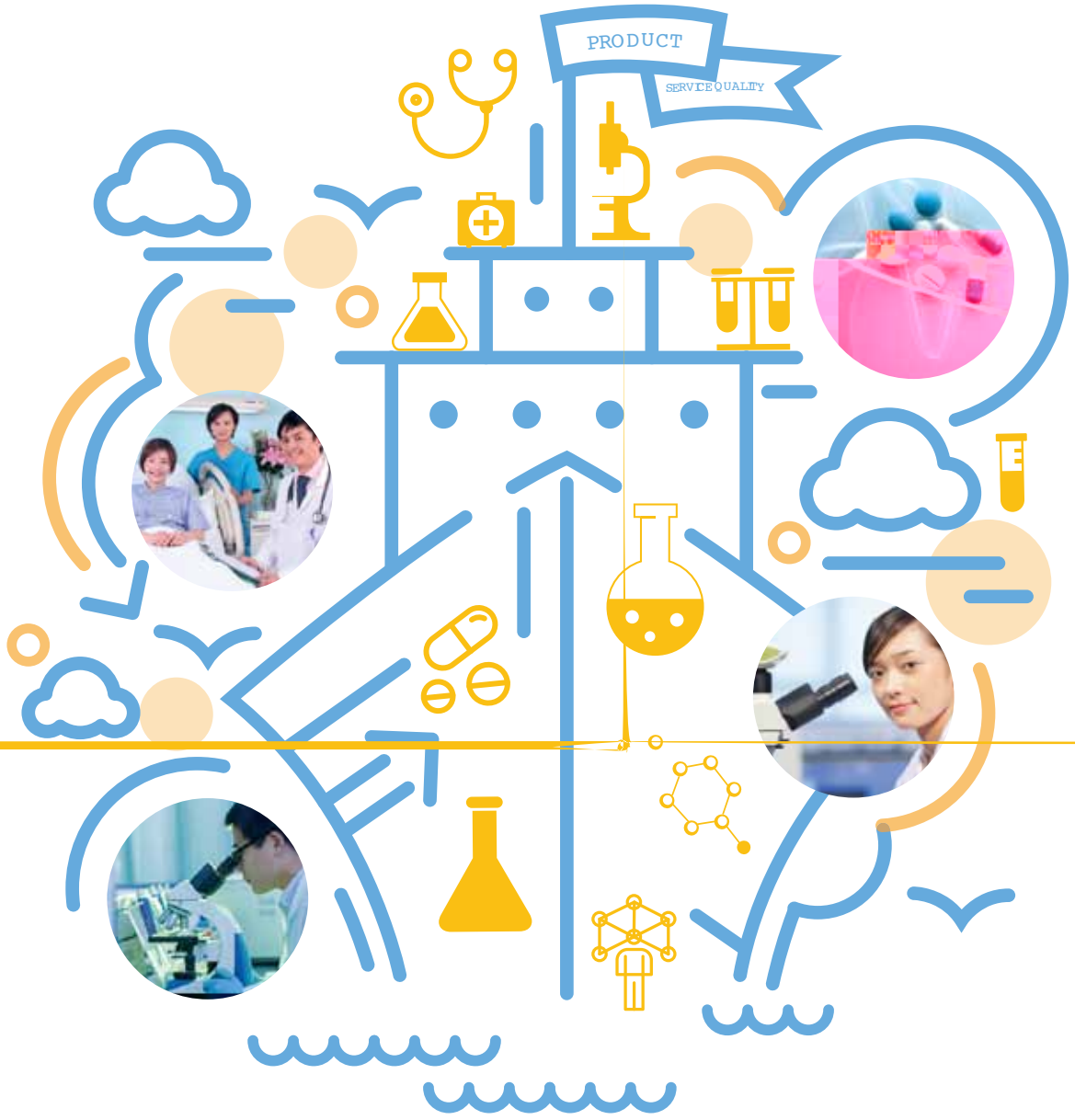
PRODUCT
SERVICE QUALITY

2016

13

14

	2015	2016
/	77	58
	358	401

13

cGMP

13 FDA

GMP

1 2 5

WHO-PQ 1

FDA

2016

2016 “

” (\

)

“ ”

2016 — “ ”

EHS

11

“ ” 2016

3,018

2015

2016 GMP

GMP

GMP

2016

2016

13

2016 14

CAPA

GMP

cGMP

OOS

2016 58

2010 GMP cGMP

401 2016

3,018



2016

13

14

100%

401

58

2016 ISO13485 CE

	0	16
	2	14
	3	0
	7	5
	5	33
	1	22
	2	15
	0	39
	5	1
	4	0
	3	1
	1	0
	2	13
	2	60
	9	39
	5	136
	2	7
	0	0
	4	0
	2	0
	58	401

2016 2	FDA			EIR
2016 4	FDA			EIR
2016 5	FDA			
2016 3				
2016 3	WHO	OSD-I		
2016 3		INJ-I INJ-II		
2016 7 12-16		ISO13485	IIa CE IIb CE III CE	
2016 8 24 8 26	TUV	EN ISO9001 EN ISO13485	CE	
2016 5 30 31	TUV Rheinland LGA Prod cts GmbH	EN ISO 13485 EN I13485:2012/AC		

注：本表格只收录欧美规范市场检查情况。

2016

“ ”

0

2016 100%

2016 18

13 CGMP

2016

2016 78 61

2010 GMP 53

1

2 5

WHO-PQ

1

13 FDA

FDA

GMP 1 2 5

WHO-PQ 1 FDA

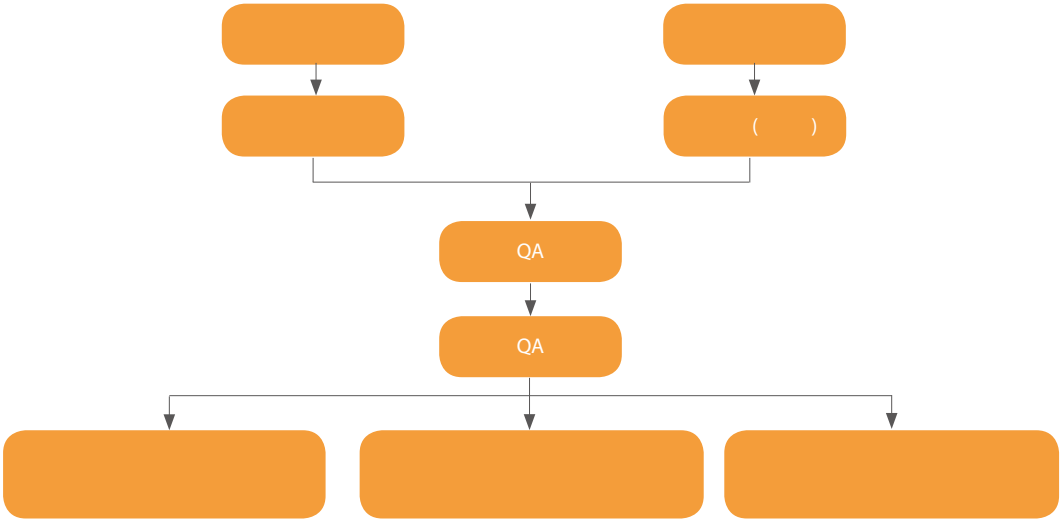

	5	5	100%
	2	2	100%
	0	0	-
	0	0	-

2016 72

100%

“

”

/

“ ”

100%

100%

8

2016

8

0

2016

2016

2016

2016

“ ” 6,550

2016

2016

2016 “ ” 300

24 2016

40,000 5,100

2,000

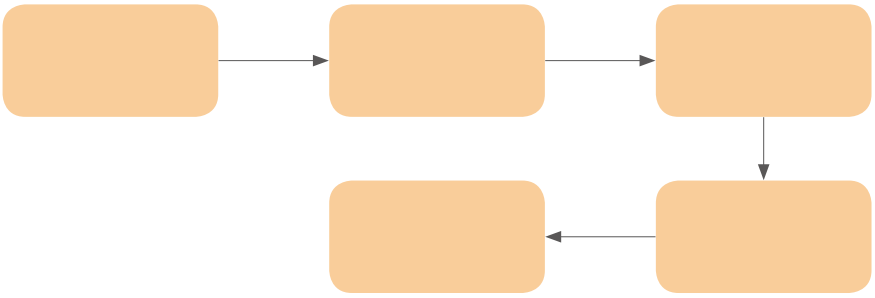

GMP

2016 23
/

2016

IT

8

2016

2016

557

2016

557 447 110

2016

447

110

2016 2015

671

; ,

, ,

671

14

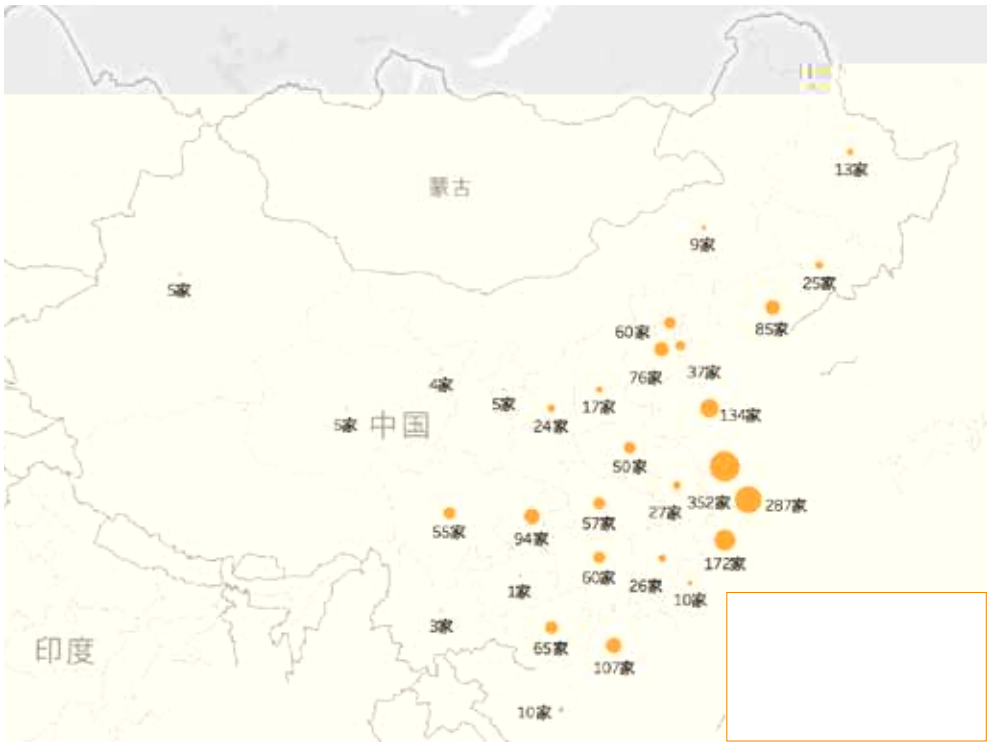
蒙古
13家
9家
25家
5家
85家
60家
37家
76家
4家
5家
17家
134家
5家 中国
24家
50家
352家
287家
27家
55家
94家
57家
172家
60家
26家
10家
1家
3家
65家
107家
印度
10家

2016

ή L

“ ” “ ”

2016

WIFI

2 2300

2015 400 6

2

2300

2015 400

6

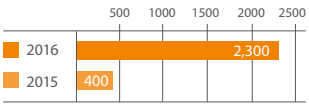

2016 12 30

“ ”

2016 A

2016

“ ”

“ ”

“ ” “ ”

“ ” “ ”

2016
17 ,

92%

95.39% 2016 “ ” (\
) “ ”

95.39%

	97.8%	95%	95%	96.8%	92.32%

	9	5	3	0	0

注 : 此处的医疗纠纷定义为由司法介入的医疗纠纷

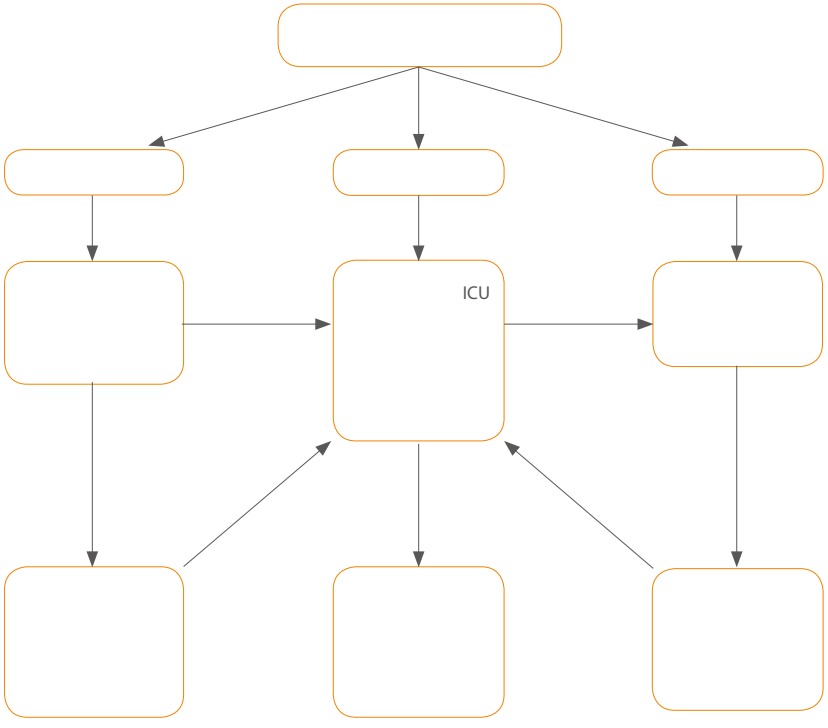

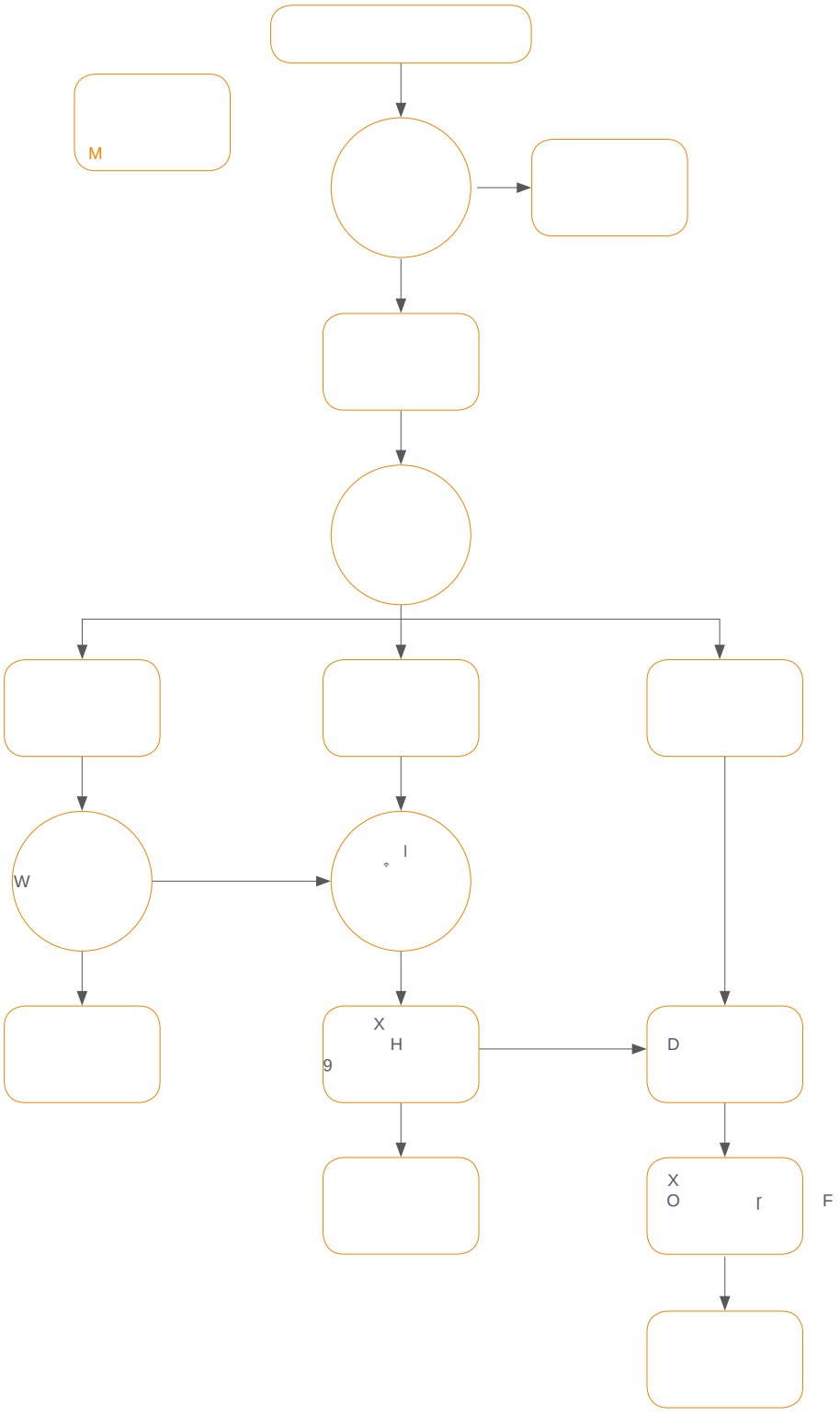
M
W
I
X
H
9
D
X
O
r
F

“ ”

6

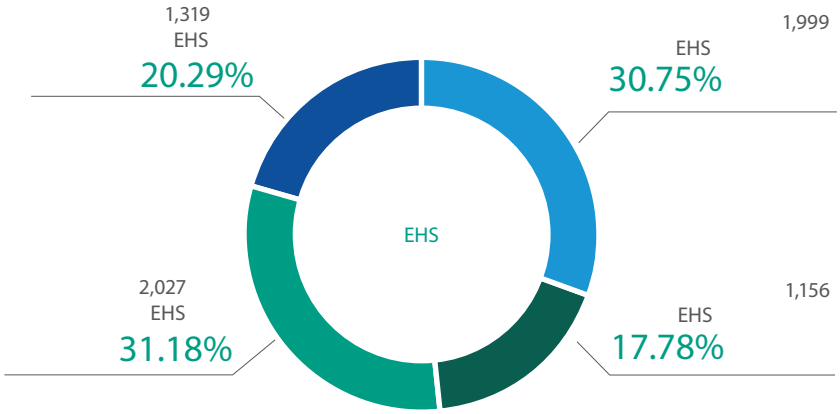

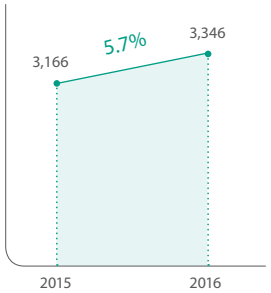

700

700

56.31

56.31

/

/

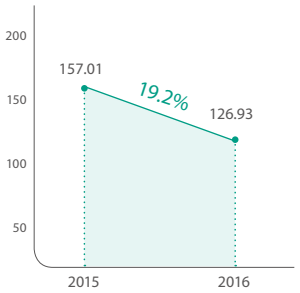

126.93 /
19.2%

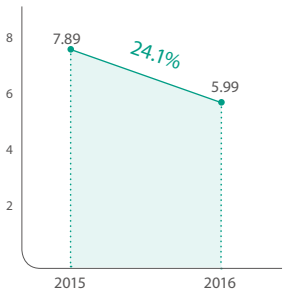

5.99 /
24.1%

EHS

93,431
5.75
EHS

30.72%

21
10
ISO14001/OHSAS18001
8 1

0.07
↓ 81.6%

0.12
↓ 72.5%

0.21
↓ 60.4%

EHS

En ironment, Health and Safet (EHS) Polic

EHS

Fos nPharma is dedicated to become a globall recogni ed healthcare compan . Under the philosoph of integrit and s stainabilit , Fos nPharma p blishes its EHS polic that p rs es the common de elopments of enterprises, en ironment and societies.

Th s, Fos n Pharma commits to:

EHS

1. Compl ith all applicable la s, reg lations and standards related to En ironment, Health and Safet (EHS) in both China and an other regions/states here e er o r b siness registered;

EHS

2. Implement the strategies for s stainable de elopments of both en ironment and societ , b pre enting contaminants and poll tions, sa ing energies, protecting ecological ci ili ation, and b ilding en ironment-friendl comm nities.

3. Pro ide safe and health orkplaces for emplo ees and o r b siness partners, b taking all kinds of e orts to minimi e risks, to pre ent and eliminate possible ha ards and inj ries.

4. Care for the ell-being of emplo ees, b taking all means of red cing their e pos res to occ pational risks and ha ards.

5. Cond ct all necessar training co rses, and ens re the completion of trainings and abidance to rele ant safet r les that are mandator for emplo ment. Moti ate emplo ees to participate in EHS acti ities to increase EHS a areness.

EHS
EHS EHS

6. Constr ct and enforce EHS management s stem thro gho t all b siness operations, to contin o sl impro e o r EHS performance.

EHS
EHS

Fos nPharma is, and ill contin all be, enforcing the implementation and proper e ec tion of EHS polic in e er b siness nit. Thank o all for o r great s pports.

EHS
EHS

2016 EHS

/

2016 . 2016

290 650

2016 6

“ ”

2016

700 530 2.86 46.1

2016 8,769,376

/

2016 563,081 6.42% ,,C6ia@D%iiD@V0 6.42%

2016

	700
RO	31,800
	1,300
	2,500
	30,000
	450
	29,000
	396,000
	3,552
EDI	11,550
	6,000
	960
	32,984
	300
	120
	100
	7,415
	30

2016

2016

			248.01	248.86	-	-
	1.		354.62	352.28	-	-
			2,790	2,858.24	-	-
			984	959.90	-	-
			2,300	2,410.86	-	-
			1,225	1,329.22	-	-
	2.		300	287.23	-	-
			12,500	12,635.03	-	-
			11,250	10,040.56	-	-
		10ml 2ml (	3,609.42	3,561.8	-	-
	3.	10ml 2ml	3,568.77	3,531.59	-	-
		PVC190	27,540	29,659.91	-	-
		30ml	105.84	117.22	-	-
			2,068	2,031	-	-
	1.		2,640	2,640	-	-
			480	470	-	-
			419	406	-	-
	2.		250,100	253,790	-	-
			49,300	49,120	-	-
			400	247	-	-
	3.		1.8	2.0	-	-
			2,000	985	-	-
			1,000	803	-	-
			8,770	8,770	-	-
	1.		25,670	25,670	-	-
			36,600	36,600	-	-
	2.		28,920	28,920	-	-
		L	300	290	-	-
	1.	L	4,060	3,672	-	-
		DMEM/F12 L	425,850	379,500	-	-
	2.	C4	27	28	-	-
			1,550	1,278	-	-
			1,107.15	1,248.71	-	-
	3.		1,157	1,218	-	-
			1,180.7	1,007.46	-	-
			41,906	33,301	-	-
	1.		26,430	30,899	-	-
			32,710	32,676	-	-
			14,700	12,232	-	-
	2.		29,492	28,621	-	-
			668	675	-	-
			66,240	66,664	-	-
			11,203	9,858	-	-
	3.		6.03	5.79	-	-
			1,322	1,146	-	-
			1,096	1,088	-	-

	1.		8,000	6,000	-	-
			1,030	859	-	-
	2.		1,030	859	-	-
			25.4	25.4	25.4	100%
			416	247	-	-
			2,000	660	-	-
	3.		0	247	247	100%
			1,000	500	-	-
			98,500	86,600	-	-
			70,000	62,000	-	-
	1.		42,720	42,720	-	-
			67,520	67,520	45000	66.6%
			2,000	1,529	-	-
			20,300	17,490	-	-
	2.		16,375	1,1687	-	-
			2,030	1,450.5	-	-
			3,503	3,703	-	-
			1.43	1.42	0.14	9.6%
	3.		18.46	15.87	0.3	1.9%
			358.5	358.5	-	-
	1.	VP SFMAGT L	32,500	9,100	-	-
		M199 L	3,400	1,300	-	-
			1,500	1,233	-	-
	2.		1,600	1,168.2	-	-
			101.4	63.44	-	-
	3.		116.1	162	-	-
			38.8	40.8	-	-
			47,500	38,611	-	-
	1.		48,000	29,888	-	-
			25,900	30,290	-	-
			3,500	3,023	-	-
	2.		2,000	1,938	-	-
		0	15,000	13,114	-	-
			4,100	3,850	-	-
			3,242	3,086	-	-
	3.		9,150	7,618	-	-
			75	72	-	-
			2,360	2595	-	-
			6.54	6.45	-	-
	1.		24.15	24.20	-	-
			18.01	18.06	-	-
	2.		2.14	2.13	-	-
			0.21	0.26	-	-
			620.55	845.16	-	-
			128.06	126.81	-	-
	3.		21.58	28.26	-	-
			10.26	9.59	-	-
			56,709	56,300	-	-
	1.		11,894	13,154	-	-
			11,400	11,710	-	-
			6,675	7,507	-	-

			74,977	74,048	-	-
	2.		62,940	62,310	-	-
			20,373	20,784	-	-
	3.	PVC	90,660	91,168	-	-
			2,006	2,056	-	-
	1.	L	2,968,294	3,139,334	-	-
			24.54	29.96	-	-
	2.		2,452	2,455	2062	84.0%
		L	670	889	-	-
	3.		9,783	9,329	-	-
			3,896	3,563	-	-
			3,319	3,521	-	-
			3,700	3,641	-	-
	1.		88,470	75,230	-	-
			101,970	93,250	-	-
			125,700	104,970	-	-
	2.		15,650	14,371	-	-
			15,600	11,911	-	-
			12,679	10,682	-	-
	3.	PVC	43,888	46,661	-	-
			43,776	47,283	-	-
	1.		141	136	-	-
			77.8	84.2	-	-
	2.		3,000	3,830	-	-
			10,457	10,419	-	-
	3.		23,640	22,830	-	-
			22,416	22,841	-	-
	1.		226	210	-	-
		N-N-	244	223	-	-
			289	284	-	-
	2.		1,639	1,560	-	-
			934	916	-	-
			577	542	-	-
			530	504	-	-
			3.2	2.88	-	-
	1.		5,930	5,820	-	-
			4,300	4,300	-	-
	2.		11,900	9,700	-	-
	3.		15,937.4	15,887.6	-	-
			21,020.5	18,357.5	-	-
			19,240.9	17,238.9	-	-
	1.		12,052	12,052	-	-
			10,916	10,916	-	-
			6,038	6,038	-	-
	2.		9,760	10,168	408	4.0%
			566	1,783	1,217	68.3%
	3.		230.10	174.26	-	-
			209.66	174.41	-	-
			1.34	1.50	0.16	10.7%
			69.63	55.56	14.07	25.3%

	1.		474.94	474.75	-	-
	2.		1,749	1,657	-	-
			38	41	-	-
			3,000	850	-	-
			22	22.9	-	-
			11.8	10.15	10.15	100%
	1.				-	-
	2.				-	-
	3.				-	-
	1.		15	15	-	-
			15	15	-	-
	2.		165	165	-	-
			50	50	-	-
			105	105	-	-
			148	148	-	-
	3.		6,500	6,500	-	-
		20ml)	1.247	1.247	-	-
			2.1	2.1	-	-
			0.56	0.56	-	-
	1.		7.55	4.6	-	-
			12.96	8.8	-	-
			7.8	6.6	1	15.2%
			10.25	7.75	3	38.7%
			6.4	5.12	1.4	27.3%
			3.78	5.04	-	-
	3.		903	870	-	-
		20	200	292	-	-
	1.		1,200	1,150	-	-
		V	3,100	3,100	-	-
			1,000	890	-	-
			2,000	1,980	-	-
	3.		10	10	-	-
			5	5	-	-
	2.	5.5# 7.0#	12	11	-	-
		84	4	3.6	-	-
		10ml 20ml	17	17	-	-
	3.		21.2	21.2	-	-
			3	3	-	-
		CT	3	3	-	-
	2.		159.64	159.64	-	-
		40L	2,301	2,301	-	-
	3.		11.4	9.5	-	-
	2.	L	520	520	-	-
		25	138	138	-	-
		L	1,444	1,444	-	-
		40L 10L	316	316	-	-
			334.2	334.2	-	-
	2.		1,000	1,000	-	-



Alma	3.		865	865	-	-
	3.		10	5	-	-
			10	5	1	20.0%
			6	1	-	-
			15	10	5	50.0%

注：表中除已注明单位外其他均以公斤计。

511 600m^3/d

+ + +TRIC + A/O +

2016

COD BOD SS



2016

91

2016 VOCs

VOCs

2016 VOCs

VOCs

2016

91

	0.000	0.001	0.000	0.12
	0.000	0.010	0.130	0.07
	3.359	0.611	0.370	0.00
	0.002	0.001	0.000	0.00
	32.863	23.886	8.817	0.00
	419.839	441.936	6.187	0.00
	0.000	15.747	1.030	0.00
	3.384	2.269	1.086	0.00
	0.869	0.000	0.185	0.00
	0.000	0.000	0.000	1.34
	4.007	0.180	0.604	0.00
	0.000	0.000	0.000	0.01
	0.03	0.038	0.013	-
	0.000	0.000	0.000	0.55
	1.414	0.000	0.007	0.00
	0.002	0.000	0.000	0.00
	0.010	0.014	0.014	0.00

“ ” 2016

200 WWTU
VOCs
30

2016 80,848.14

3,158 909

2016

2016

	172.94	121	13.44	38.5	0	37.3	0	1.2
	1,365	15	1,300	50	0	47.7	0	2.3
	86.48	22	36	28.48	0	28.48	0	0
	30.2	21.3	4.8	4.1	0	4.1	0	0
	76.79	48	25.32	3.47	0	0	0	3.47
	3.37	3	0.2	0.17	0	0.17	0	0
	1,825.34	80	1,653	92.34	0	46.05	46.29	0
	29.55	10	7	12.55	0	11.6	0	0.95
	6193.53	1,522	4490.49	181.04	0	181.04	0	0

1300

1633

2016

	229.67	146	0	83.67	0	83.67	0	0
	738	535	0	203	0	203	0	0
	23.87	11.91	11.91	0.04	0	0.04	0	0
	192	75	0	117	0	0	0	117
	0.67	0.63	0.02	0.02	0	0	0	0.02
	15.3	9.6	0	5.7	0	2.5	0	3.3
	25.3	12	12	1.3	0	1.3	0	0
	3.37	2.08	1.08	0.21	0	0.21	0	0
	0.84	0.75	0	0.09	0	0.09	0	0
	1.51	1.5	0.01	0	0	0	0	0
	63	60	3	0	0	0	0	0
	13	13	0	0	0	0	0	0
	0.5	0.5	0	0	0	0	0	0
	15	5	10	0	0	0	0	0
	78	50	28	0	0	0	0	0
	0.08	0.08	0	0	0	0	0	0

2016

		9.30	35.20
		519.20	28.50
		45.00	42.00
		0.35	29.36
	/	22.90	17.75
		5.00	1.00
UPS pH		20.00	100.00
		1.00	13.49
		206.00	156.00
		218.00	83.00
		1.21	7.14

2016

3,346 2,027

1,319

2016

Ś

2016

“ ”

EHS

8 25

2016 9 10

24 120

66

600

1 5 5

16

100%

“ ”

2016 16

66

2016

600

2016

CO_2 75

2016

2 “ ”

2016

ŋ

0

0

0

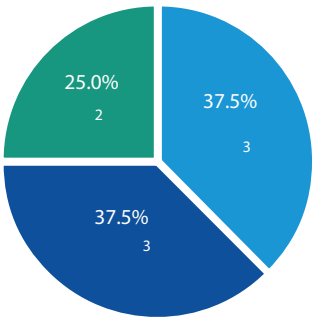

2016

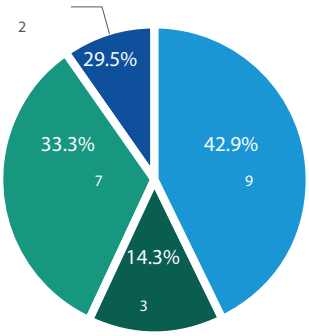

2016

EHS EHS

EHS

“ ”

EHS EHS

30/60/90 EHS

5S

								( )	( )	( )
2014	15,757	0	0.006	0.46	-	-	14.88%	2,060		
2015	15,187	0.006	0.026	0.392	0.424	0.533	12.57%	4,505	71,474	4.71
2016	16,235	0	0.044	0.072	0.116	0.21	14.89%	3,155	93,431	5.75

							20	20						
779	1,607,070	0	0	1	0	1	0.12	0.00	1	3	0.12	0.37	0	105
169	344,110	0	0	0	0	0	0.00	0.00	0	0	0.00	0.00	0	0
306	708,990	0	0	0	0	0	0.00	0.00	0	0	0.00	0.00	0	0
157	375,303	0	0	0	1	1	0.53	0.00	1	2	0.53	1.07	0	40
210	443,520	0	0	0	0	0	0.00	0.00	0	0	0.00	0.00	0	0
98	250,880	0	0	0	0	0	0.00	0.00	0	0	0.00	0.00	0	0
943	1,968,984	0	0	1	1	2	0.20	0.00	0	0	0	0	0	0.00

605 DCS API

API

-

2016

100%

( )

2016 2,417

100% 0 100%

2016

2,417

100%

0 100%

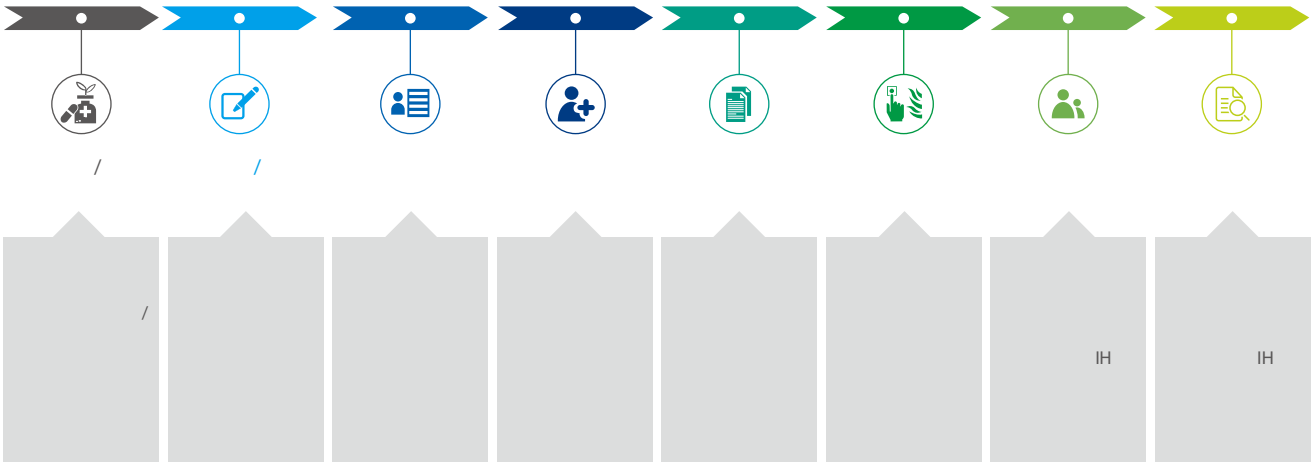

2016

	354	45.44%	354	100%	0
	140	82.84%	140	100%	0
	8	2.61%	8	100%	0

3,155

		21.52	41.90
		7.55	28.00
		101.00	0.00
		0.78	30.75
		18.80	20.28
		9.20	1.00
		262.00	/ 52.50
		6.00	8.10
		29.00	128.00
		261.40	91.00
		20.59	11.85
		0.88	0.94
	/	7.00	14.70
		39.81	40.88
		37.57	159.10
		224.70	122.30
	-	-	1.10
	-	-	0.50
		2.50	1.50
		1.65	11.19
		18.00	3.40
		605.00	60.00
DCS			
	-	-	2.52
		8.00	15.00
		1.62	3.90
		58.00	267.30
		4.00	0.50
		220.08	7.50
		3.85	1.20
		1.00	0.90
		3.00	15.00
	-	-	0.40

	9.50
	1.10
-	-
	13.00
	0.70

EHS

EHS

EHS

EHS

EHS

2016 EHS 93,431

34,913 2.15 5.75

2015 22.2%

2016 EHS

		%	h		h	h		
	39	39	100%	936	896	1,210.5	EHS	896 1,210.5

			%	h			h				h			
	693	693	100%	1392			2,989	5,218.5	EHS		1,205	1,645.5	EHS	
	260	260	100%	6392			402	603			227	303	PPE	EHS
	390	390	100%	1550			56	672			1,860	1,860	GB30871	
	64	64	100%	571			795	1,745.25			911	1,956.25		
	77	77	100%	1752			600	2,700	EHS		182	341		
	129	129	100%	512			680	1,902.5	EHS		805	1428.5		
	91	91	100%	3856			2,080	4,835	EHS		1125	2,838.5	LOTO	
	16	16	100%	3931			330	419.5	EHS		122	126	HAZOP	JHA
	161	161	100%	1552			1,353	1,731	EHS		108	290	MG&LOTO	
	-	-	-	-		-	96	138.88	EHS		71	98.5		
	-	-	-	-		-	12	1		EHS	-	-		-
	-	-	-	-		-	650	300	EHS		60	360		
	33	33	100%	792			465	697.5	EHS		465	697.5		
	72	72	100%	1154			108	171	EHS		5	5.5		
	136	136	100%	3,600			993	4,000		EHS	215	1,700		
	4	4	100%	3			-	-		-	26	16		
	42	42	100%	1008			50	50			63	63		
	2	2	100%	64			124	114	EHS		166	138		loto
	56	56	100%	224			3,006	2,750			630	1,863		
	50	48	100%	48			100	95		EHS	50	45		
	9	9	100%	48			19	38		EHS	19	152		
	856	507	100%	277			-	-		-	18	41.5		
	15	15	100%	180			1,462	3,100		EHS	22	55		
	2	2	100%	40			151	377		EHS	2	5		
	12	12	100%	6			-	-		-	-	-		-
	2	2	100%	48			258	169		EHS	152	268		
	4	4	100%	48			577	577		EHS	2	24		
	-	-	-	-		-	1	8		EHS	-	-		-
	-	-	-	-		-	4	8		EHS	-	-		-

			%	h		h			h	
	102	108	100%	230		231	116	EHS	15	15
	-	-	-	-	-	222	780	EHS	28	592
	-	-	-	-	-	1	8	EHS	-	-

EHS

2016

“ ” “

” “ ”

“ ”

2016 EHS “

” EHS

EHS

EHS 2016



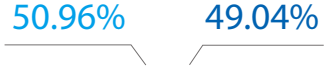
50.96%
49.04%

40

65.6%

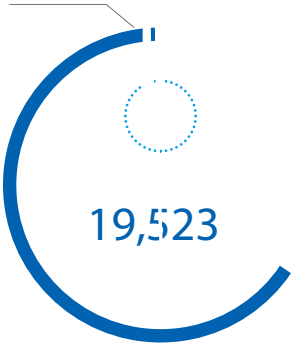

“ ”

2016 12 31 19,523 2015
9.4%

2016 40 65.6%

2016 134
27.6 % 14.85 %
59.0 % (QA QC) 2,194
14.2%

2016
31.0 %

单位：人

2016	19,523	9,574	9,949
2015	17,842	8,653	9,189
2014	18,081	8,800	9,281
2013	16,791	8,246	8,545
2012	14,357	7,222	7,135

单位：人

2016	134	1021	5,395	4,977	7,996
2015	105	889	4,453	4,643	7,752
2014	93	749	4,229	4,693	8,317
2013	80	637	3,794	4,368	7,912
2012	50	472	2,931	3,364	7,540

单位：人

	2015	2016

“ ”

2016

2016

2016 /
” “ ” “ ” “ ”

2
2016

2016

2016
2017

2016

2016

		2012	2013	2014	2015	2016
		813	931	879	557	819
	/	-	-	36	28	33
	/	-	-	37	29	31
	/	-	-	34	30	37
		118	154	180	226	249
		4,610	5,844	20,815	6,627	6,348
		8,971	14,050	18,278	20,697	21,255
		405,406	543,758	652,405	577,366	710,701
		317	434	714	924	543
		23,392	44,080	44,681	53,994	65,639

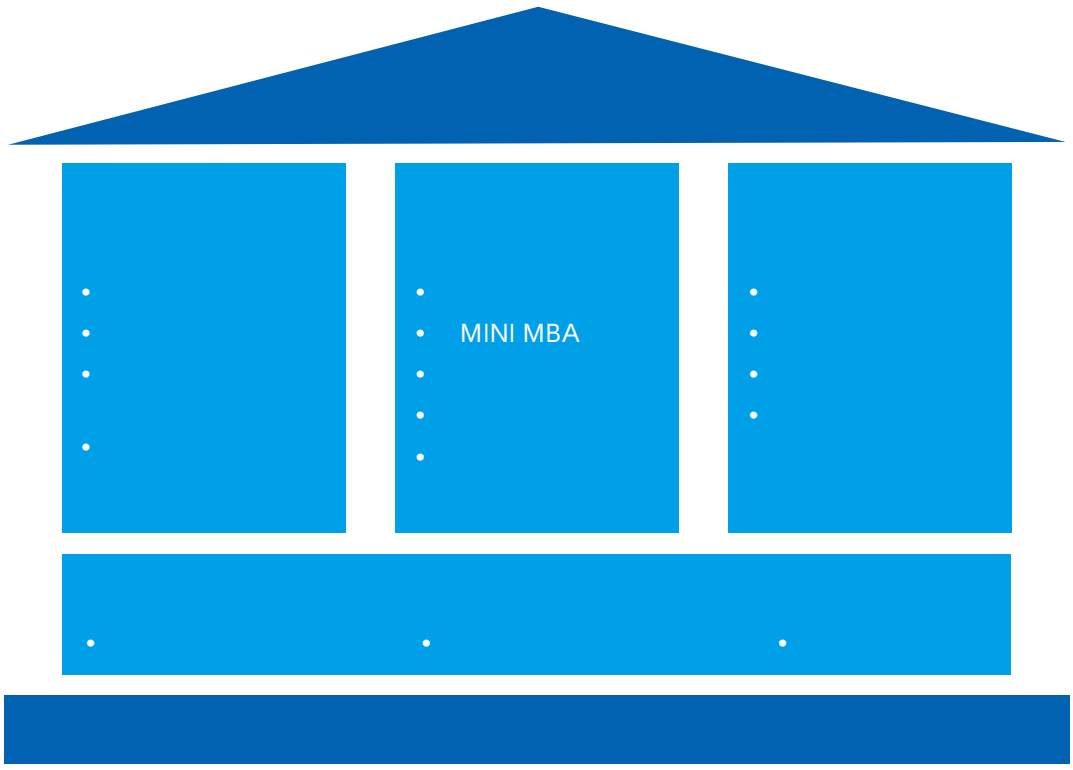

2016 3

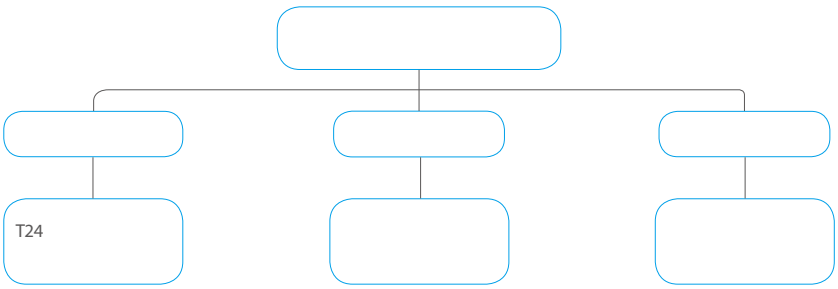

20 7
7 3
30 3
6

T24

T24

T24

7 30 2016 3

360

“ ” “ TTT ” “ ”

EMBA

GMP
cGMP

GMP

SOP

EHS

EHS
EHS

: 2016

CGMP

QA QBD FDA

GMP GDP

:

2016 11

1 120

: (CML)

(CML)

360

“ ”

2016



Pre-IPO

2007

2016

50.96% 0.36% 2.49%

“ ”

100%

100% 100%

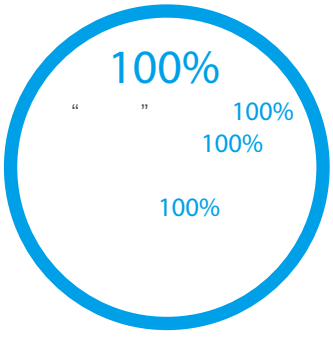

单位：人

2012	2013	2014	2015	2016
40	49	52	64	47
2	7	3	5	3
4	9	5	4	11
160	159	193	233	283
23	37	32	54	101
33	30	21	46	64

2012	2013	2014	2015	2016
20.60%	19.12%	11.48%	18.45%	23.92%

注：晋升 / 期初期末平均数

2012	2013	2014	2015	2016
18.90%	17.57%	17.05%	17.12%	17.89%
17.21%	14.76%	14.50%	13.24%	14.86%

注：流出率 = 所有离职员工数 *2/（期初 + 期末总人数）；流失率 = 主动离职员工人数 *2/（期初 + 期末总人数）

2016

“ ”

EAP

2016 10 63

“ eCME ”

— Dr.Chil f a

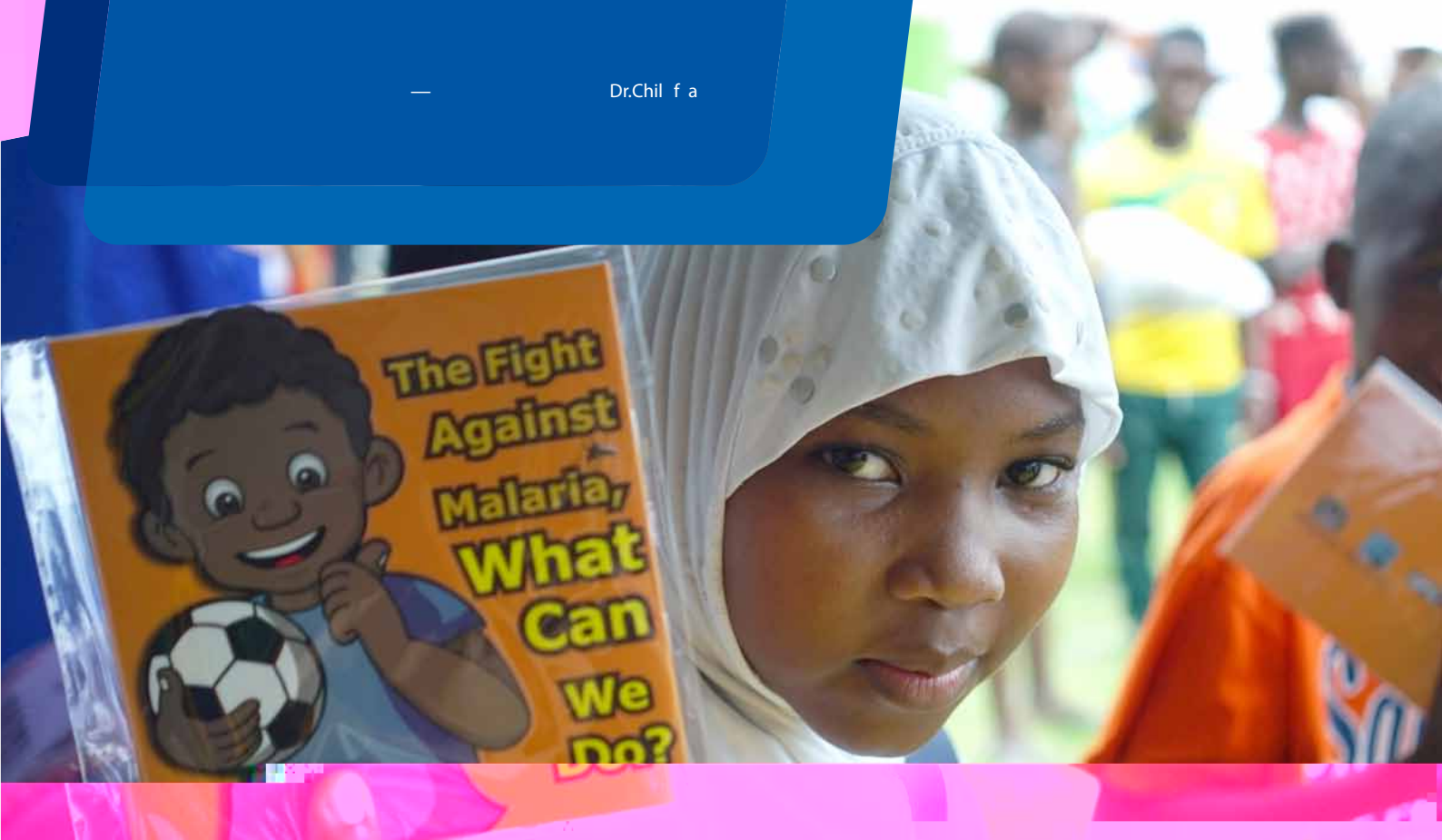

>300

>90

1 2016

2016 2.99 *

2008 5 14

2016

OA

2016 “ ”

2016

23

2016 ISO19600

2016 797

1998

—— “ ”

2016 500 “

” “ ” “ ”

2016

500

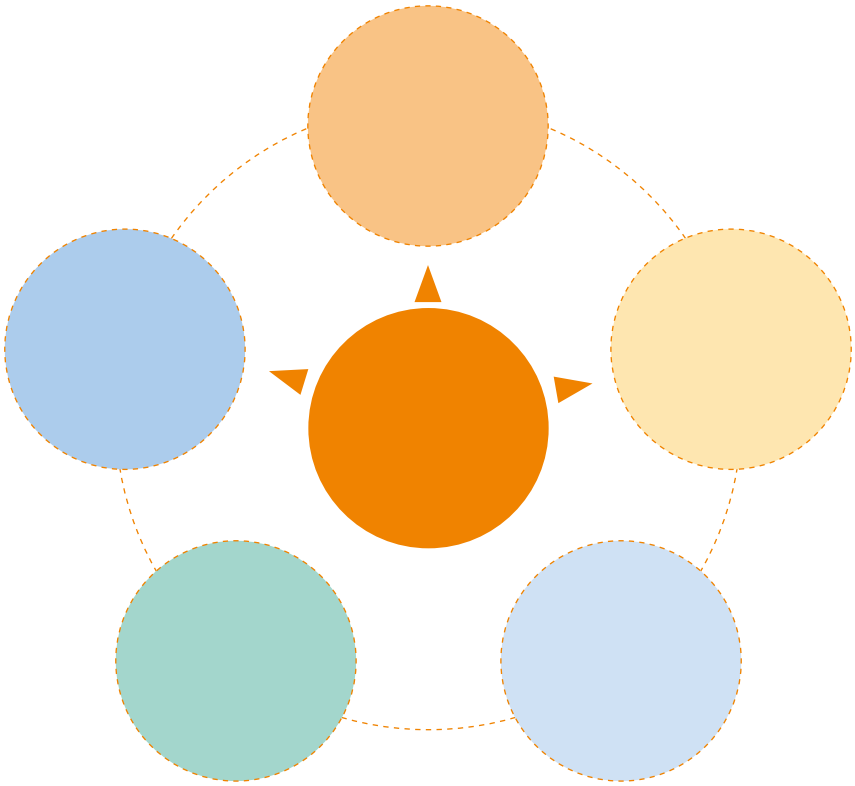

“ ”

2016

645

100

“ ”

2016 15 29 4 10

15

60 100

500

9 “ ”

“ ”

30 3 5

207 2016 10

17 2016 “ ”

“ ” 6

2016 15

9 9 “ ”

fos nfo ndation

3 22 , “ ”

—— “ ” “ ” 2016 2020

1000 1000

4 27 2016

2 “ ” 22

6.6

4 6

“ ”

2016 4 “ ”

12 50 “

” 30

:

“ ” “ ” , 2016 “ ”

2016 “ ”

o

100 2010

5

“ ” “

”

2010 7

“ ” 7

“ ”

“ ” “ ”

“ ”

25

30 17000

10

1100 “

” 3-5

90

>90

2016

2016 10 “ —— ”

207

“ ”

90

2016

2-3 5000

“ ”

“ ” “

” “ 65 ” 65

“ ” 21

	2012 ( )	2013 ( )	2014	2015	2016
*	6.05	6.84	7.21	7.86	9.19
	0.80	0.90	0.92	1.07	1.21
	0.44	0.46	0.58	0.72	0.91
	8.24%	6.22%	8.43%	9.57%	10.63%

* 注：归属于上市公司股东的每股净资产（元／股）= 归属于母公司股东权益合计 / 期末股数

	2012 ( )	2013 ( )	2014	2015	2016
	734,078	999,641	1,202,553	1,260,865	1,462,882
	186,598	214,062	192,501	234,662	212,540
	203,599	281,883	239,435	329,717	339,942
	9,725	10,436	34,047	10,666	19,511
	1,020	1,692	1,676	3,200	2,298
	282	1,045	85	362	974
	212,304	290,627	271,805	337,183	357,155
	28,376	50,632	34,821	50,117	35,021
	183,927	239,995	236,984	287,066	322,134
	156,392	202,706	211,287	246,009	280,584
	27,536	37,289	25,697	41,057	41,550
	78,900	105,080	126,821	143,449	163,136
	333	424	735	847	797

注：本公司在编制 2015 年度财务报表时，已全面执行财政部于 2014 年 1 月至 7 月期间颁布的 9 项企业会计准则，因会计政策变更，本公司在上述列表中追溯并调整了绩效指标和社会指标。

2012	2013	2014	2015	2016
	1.90 ( )	2.36	2.76	2.99
14,357	16,791	18,081	17,842	19,523
7,222	8,246	8,800	8,653	9,574
7,135	8,545	9,281	9,189	9,949
522	717	842	994	1,155
100%	100%	100%	100%	100%
76,594 ( )	124,594 ( )	163,190	200,435	219,600
100%	100%	100%	100%	100%
0.52%	0.38%	0.41%	0.36%	0.36%
2.80	2.39%	2.30%	2.20%	2.48
400	386	416	393	487
410,016	549,602	673,220 ( )	583,992	717,049
20.60%	19.12%	11.48%	18.45%	23.92%
18.90%	17.57%	17.05%	17.12%	17.89%
	100%	100%	100%	100%

2012	2013	2014	2015	2016
107	119	125	161	173
3	8	11	13	30
3.70	5.05	6.85	8.30	11.06
70	72	86	89	103
33	32	36	15	30
766	779	856	887	995



86 21 33987125

1289 A 200233

s nl@fos npharma.com .fos npharma.com

2016

_____

_____

_____

_____

_____

1

2

3

4

5

2016

上海市经济团体联合会执行副会长兼秘书长 李鹤富

2016

2016

“ ”

责扬天下（北京）管理顾问有限公司总经理 陈伟征

2016

润灵环球（RKS）创始人 张浩而

2030

Chinde Medical Limited	CML
Chinde International, Inc.	CHDX
Alma Lasers Ltd.	Alma
Int iti e S rgical, Inc.	Int iti e S rgical
( )	
Salada Biomedical, Inc.	Salada Biomedical
Ambr , Inc.	Ambr
( )	
( )	
Spiros re, Inc.	Spiros re
	GE
Gland Pharma Limited	Gland Pharma

争

Alma Lasers

GRI	Global Reporting Initiati e,
FSC	Forest Ste ardship Co ncil
EHS	En ironment Health Safet
CAPA	Correcti e Action & Pre enti e Action ,
FDA	FDA
WHO-PQ	PQ Preq ali cation PQ WHO 2001
WTO	
GMP	Good Man fact ring Practice
cGMP	C rrent Good Man fact re Practices
OOS	Operation S pport S stem
SOP	Standard Operation Proced re
GCP	“ ”
CSR	Corporate-Social-Responsibilit
Artes n	
eCME	2014 “ ” /
IT	Information Technolog
NGO	Non-Go ernmental Organi ations
CE	CE “ E ropean Conformit “ CE ” CE
TUV	TUV T V
ISO13485	“ ” ISO
	= + + + + / = + = + ÷
OA	Internet/Intranet

	“ ” “ ”
	A
	4
ISO14001	
OHSAS18001	BSI (DNV) 13 1999
COD	Chemical O gen Demand,
NH_3-N	( ) ,
SS	S spended S bstance
	14 40
VOCs	Volatile Organic Compo nds
	acid fog 0.1 10 μm
SO_X	
NO_X	
PVC	Pol in l Chloride
LED	Light Emitting Diode
RO	Re erse osmosis
5S	Seiri Seiton Seiso Seikets Shits ke
DCS	Distrib ted Control S stem
	7000 7000

HECC	
EDI	Electro deion i ation
	RO
CO_2	
CH_4	
N_2O	
PPE	Personal Protection Eq ipment
LOTO	Lock O t & Tag O t
HAZOP JHA	“ ” “ ”
5S	“ ”
PSM	Process Safet Management
HRO	High Risk Operation
EIR	Establishment Inspection Report

GB/T36002

L-1		
L-1-1		98-99
L -1-2		92-99
L -1-3		92-99
L -1-4		98-99
L -1-5		98-99
L -1-6		98-99
L -1-7		22 98-99
L -1-8		98-99
L -1-9		50-51
L-2		
L-2-1		58-60 80-84
L-2-2		80-84 100
L-2-3		98
L-2-4		98-100
L-2-5		38-39
L-2-6		38-39 98-99
L-2-7		98-99
L-2-8		92-100
L-2-9		92-100
L-2-10		98-100
L-2-11		98-99
L-3		
L-3-1		99
L-3-2		99 104-105
L-3-3		98-99 104-105
L-3-4		98-99 104-105
L-3-5		21-22 104-105
L-4		

GB/T36002

L-4-1	58
L-4-2	80-81
L-4-3	80
L-4-4	81
L-4-5	83-84
L-4-6	81-82
L-4-7	81
L-4-8	81
L-4-9	81
L-4-10	86-88
L-4-11	89
L-5	
L-5-1	93-97
L-5-2	98-99
L-5-3	98-99
H-1	
H-1-1	58-59
H-1-2	71-74
H-1-3	71-74
H-1-4	71-74
H-1-5	71-74
H-1-6	71-74
H-1-7	75-76
H-1-8	75-76
H-1-9	60
H-2	
H-2-1	60-63
H-2-2	60-63
H-2-3	64-65
H-2-4	64

GB/T36002

H-2-5		65
H-2-6		64-65 72-73
H-2-7		78
H-2-8		58-61
H-2-9		57-89
	H-3	
H-3-1		79-80
H-3-2		79-80
H-3-3		79-80
H-3-4		60-65
H-3-5	GHG	79
H-3-6		64-65
H-3-7		79-80
H-3-8		60-61
H-3-9		79
H-3-10		
	H-4	
H-4-1		79
H-4-2		79
H-4-3		79
H-4-4		65 79
H-4-5		79
H-4-6	“ ”	61-77
H-4-7		
H-4-8		
H-4-9		78
H-4-10		79

GB/T36002

H-4-11	79
G-1	
G-1-1	104-105
G-1-2	105
G-1-3	105
G-1-4	104-105
G-1-5	19
G-1-6	104-105
G-1-7	104-105
G-1-8	
G-1-9	104-105
G-1-10	104-105
G-2	
G-2-1	48
G-2-2	
G-2-3	48
G-2-4	
G-2-5	98-99
G-3	
G-3-1	50
G-3-2	50
G-3-3	28
G-3-4	
G-3-5	
G-3-6	50
G-4	
G-4-1	34
G-4-2	38

GB/T36002

G-4-3	34
G-4-4	38
G-4-5	38
X-1	
X-1-1	48
X-1-2	48
X-1-3	48
X-1-4	46 48
X-1-5	48
X-1-6	
X-1-7	48
X-1-8	48
X-1-9	48
X-2	
X-2-1	44-48
X-2-2	80-84
X-2-3	47
X-2-4	48
X-2-5	48
X-2-6	34
X-2-7	46
X-2-8	44-46
X-2-9	46-47
X-2-10	49
X-3	
X-3-1	48

GB/T36002

X-3-2		44-46
	X-4	
X-4-1		47
X-4-2		47
X-4-3		
X-4-4		48
X-4-5		27 48
X-4-6		27 48
X-4-7		27 47-48
	X-5	
X-5-1		47-48
X-5-2		47-48
X-5-3		47-48
X-5-4		47-48
X-5-5		47-48
X-5-6		47-48
X-5-7		22
X-5-8		22
X-5-9		22
	X-6	
X-6-1		48
X-6-2		98
X-6-3		47
X-6-4		48
X-6-5		

GB/T36002

X-6-6	47 53
X-7	
X-7-1	86-88
X-7-2	48
X-7-3	48
X-7-4	27
X-7-5	27
X-7-6	
X-7-7	
X-7-8	
X-7-9	27
X-7-10	
S-1	
S-1-1	108
S-1-2	
S-1-3	105 107
S-1-4	104-105
S-1-5	108
S-1-6	108
S-2	
S-2-1	106
S-2-2	106
S-2-3	107
S-2-4	
S-2-5	
S-3	
S-3-1	92
S-3-2	93-94
S-3-3	50
S-3-4	92

GB/T36002

S-3-5		105
S-3-6		105
S-3-7		105
S-3-8		58-59
S-4	S-4	
S-4-1	Õ 3	58-59
S-4-2		
S-4-3		34
S-4-4	ꝏ	

)I0m)Mm)

)"V

G4

G4					
	)0m)50m)4Mm&(				
G4-1*					3
G4-2	&)	3	4	16-17	139
G4-3*	)P			10-11	
G4-4*				12	44
G4-5*					
G4-6*	)m)5m)m)			12	18
G4-7*				4 11	19
G4-8*	&(	18	35-37	42	44
G4-9*					12
G4-10* UNGC	a. b.				

G4

G4-20*		23
G4-21*		23
G4-22*		112-113
G4-23*		4 12 117
G4-24*		26-30
G4-25*		26-30
G4-26*		26-30
G4-27*		26-30
G4-28*		4
G4-29*		4
G4-30*		4
G4-31*		115
G4-32*	a. “ ” b. GRI c. GRI “ ”	4 131-138
G4-33*	a. b. c. d.	4 121 140-141
G4-34*		19-20
G4-35		19-20
G4-36		19-20
G4-37		23-25
G4-38		19-20
G4-39		19-20
G4-40		19-20

G4

G4-41		19
G4-42		17 44 58 104
G4-43		34-39 56-91 104
G4-44	a.	
	b.	19-22
G4-45	a.	
	b.	3 19 27-30
G4-46		19-22
G4-47		21 35-38 104
G4-48		19
G4-49		19
G4-50		19
G4-51	a.	
	b.	38-39 59 98
G4-52		19
G4-53		
G4-54		
G4-55		

G4-56*	11 21
G4-57	105-106
G4-58	104-105

G4

G4-EC1	38-39 98 112-113

G4

G4-EC2		58-59
G4-EC3		39 98
G4-EC4		
G4-EC5		39 90
G4-EC6		92-93
G4-EC7		105-107
G4-EC8		34-35
G4-EC9		46-48
G4-EN1		50
G4-EN2		60-71
G4-EN3		65-74
G4-EN4		
G4-EN5		61
G4-EN6		64-65
G4-EN7		64
G4-EN8		61
G4-EN9		
G4-EN10		65
G4-EN11		
G4-EN12		
G4-EN13		
G4-EN14	(IUCN)	

G4

G4-EN15		79
G4-EN16		79
G4-EN17		62 79
G4-EN18		
G4-EN19		
G4-EN20	(ODS)	
G4-EN21		71
G4-EN22		72
G4-EN23		75-76
G4-EN24		
G4-EN25	I II III VIII	
G4-EN26		
G4-EN27		60
G4-EN28		66-70
G4-EN29		
G4-EN30		63
G4-EN31		77
G4-EN32		78
G4-EN33		78
G4-EN34		

G4

G4-LA1		93 99
G4-LA2		38-39 98
G4-LA3	/	98
G4-LA4		98
G4-LA5		83-84
G4-LA6		80-83
G4-LA7		83-84
G4-LA8		86-88
G4-LA9		95
G4-LA10		93-97
G4-LA11		98
G4-LA12		93
G4-LA13		38-39 98
G4-LA14		
G4-LA15		
G4-LA16		98

G4-HR1		
G4-HR2		93-97

G4-HR

G4

G4-SO7		
G4-SO8		
G4-SO9		
G4-SO10		50 78
G4-SO11		
G4-PR1		
G4-PR2		
G4-PR3		44-46 48
G4-PR4		
G4-PR5		27 31 53
G4-PR6		
G4-PR7		
G4-PR8		
G4-PR9		

4 “ ”

12 50

“

”

30

—

—

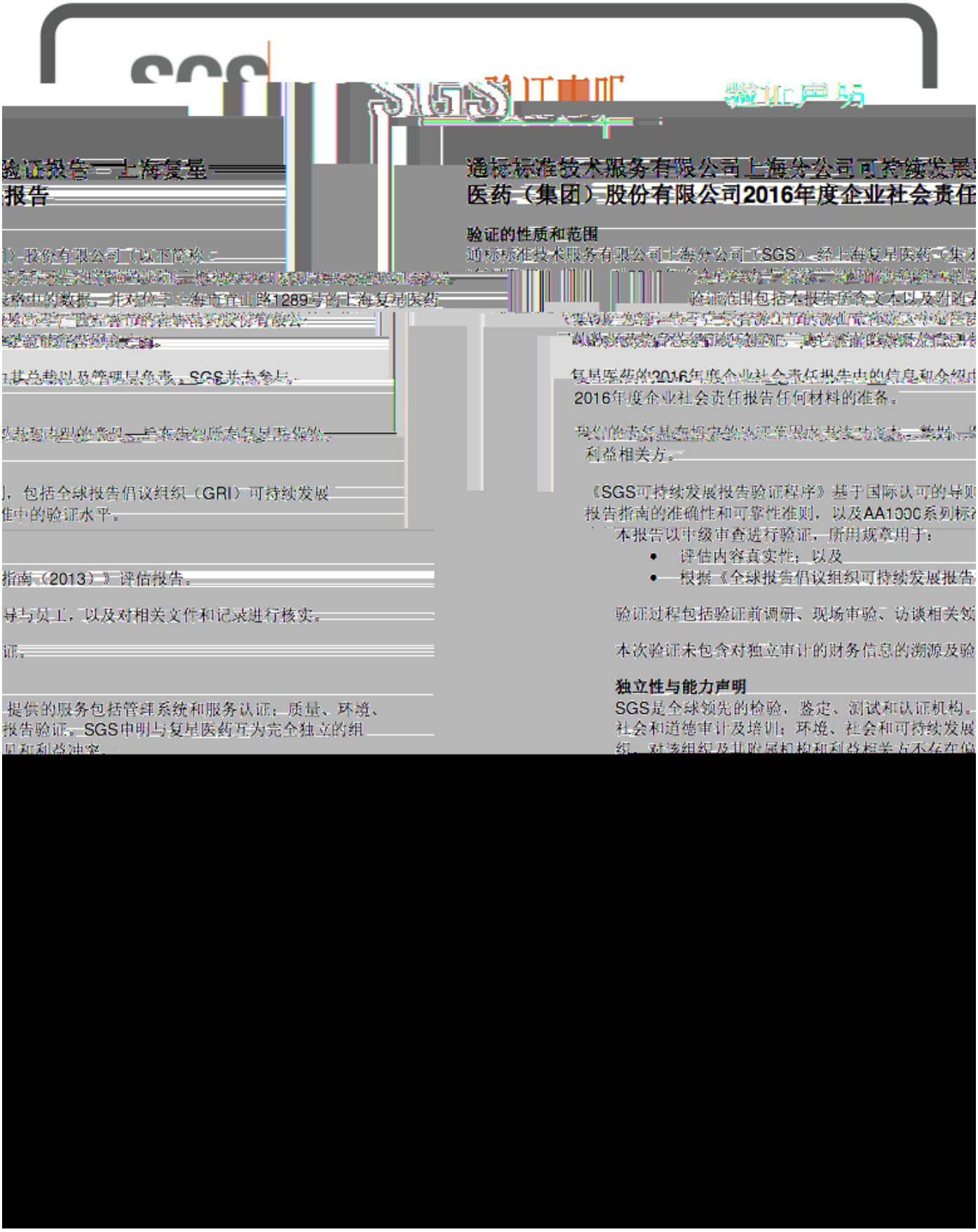

验证声明

验证报告－上海复星
报告

通标标准技术服务有限公司上海分公司可持续发展
医药（集团）股份有限公司2016年度企业社会责任

验证的性质和范围

）股份有限公司（以下简称：

格中的数据，并对位于上海市宜山路1289号的上海复星医药

其总裁以及管理层负责，SGS并未参与

，包括全球报告倡议组织（GRI）可持续发展
准中的验证水平。

指南（2013）》评估报告。

导与员工，以及对相关文件和记录进行核实。

证。

提供的服务包括管理系统和服务认证：质量、环境、
报告验证。SGS申明与复星医药互为完全独立的组
见和利益冲突。

通标标准技术服务有限公司上海分公司（SGS），经上海复星医药（集

验证范围包括本报告所含文本以及附

复星医药的2016年度企业社会责任报告中的信息和介绍
2016年度企业社会责任报告任何材料的准备。

利益相关方。

《SGS可持续发展报告验证程序》基于国际认可的导则
报告指南的准确性和可靠性准则，以及AA1000系列标

本报告以中级审查进行验证，所用规章用于：

- 评估内容真实性；以及
- 根据《全球报告倡议组织可持续发展报告

验证过程包括验证前调研、现场审验、访谈相关领

本次验证未包含对独立审计的财务信息的溯源及验

独立性与能力声明

SGS是全球领先的检验，鉴定、测试和认证机构。
社会和道德审计及培训；环境、社会和可持续发展
织。对该组织及其附属机构和利益相关方不存在任

可持续发展背景

复星医药从经济、环境与社会方面展现其为实现可持续发展所做出的努力，并将这些绩效结合可持续发展的背景展现。



“ ” “ ” “ ” “ ” “ ” “ ” “ ”

-
-
-
-
-
-
-

FOSUNPHARMA
复星医药

( )
Shanghai Fos n Pharmace tical (Gro p) Co., Ltd.

: 1289 A
(86 21) 3398 7000
(86 21) 3398 7020
.fos npharma.com
200233

•
• Designed b Brand & P blic Relations Department of Fos n Pharmace tical (Gro p) Co., Ltd.