

FOSUN PHARMA  
复星医药

2022



1

2

3

4

5

6



---

**439.52** ↑

+12.66% YoY

**139.38** ↑

+2.49% YoY

**30%** ↑

25%

31.7%

---

**38.73** ↑

+18.17% YoY

**42.18** ↑

+7.10% YoY

MSCI-ESG

**A**

BBB

A



® **PD-1**  
MSI-H sqNSCLC ES-SCLC SCLC  
FDA EC  
MAA EMA \*

®  
2022

® **CAR-T**  
10

**13**

**III**  
**mRNA**

®

**RT002** **Tenapanor** **NHE3**

**III**

SCLC



®  
**Parsabiv**®

Organon Eurofarma  
Abbott



Syneos Health  
PD-1

Gland  
Pharma  
Cenexi  
**CDMO**  
Sisram

**66%**



GT1-GT6

CMC  
SAB  
Scientific Advisor  
Board

5

®

2022

674

	2021	2022	YoY
	390.11	439.52	12.7%
	47.29	37.31	-21.1%
	32.77	38.73	18.2%
	39.38	42.18	7.1%
	49.78	58.85	18.2%
	38.37	43.02	12.1%
	1.85	1.43	-22.7%
( )	30%	30%	-

	2021	2022
	48.1%	47.3%
	23.3%	20.9%
	8.3%	8.7%
	9.8%	9.8%
	1.2%	1.5%
	24.8%	26.4%

	2021	2022
	103.17	162.41
	391.96	445.82
	1.04	1.06
	0.85	0.85
	48.2%	49.5%


BNTX -1.42 15.93 , BNTX  
 -10 37.31  
 21.10%

1  
 2) 2.96  
 3  
 1  
 2  
 3

2022 7 A A  
 44.8 1 2  
 3



-



1  
2  
3  
4

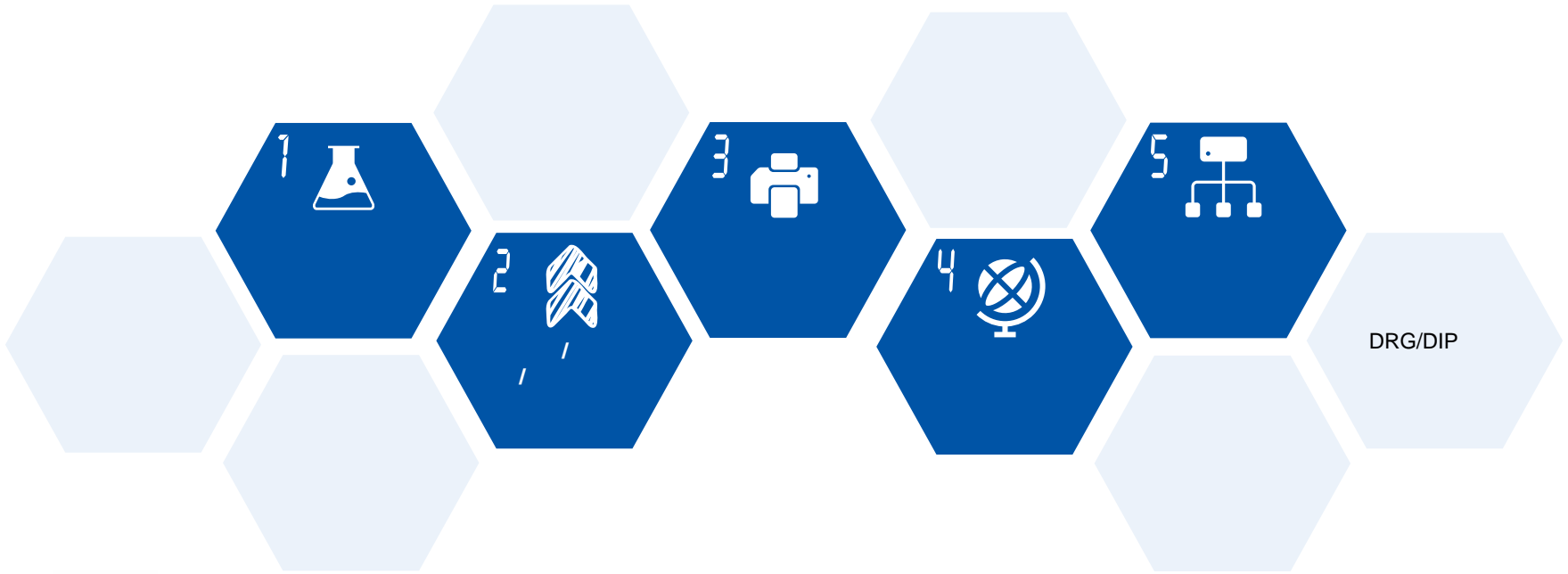
BNTX

2022

2021









/ADC RNA



ADC"



RNAi

mRNA



" CAR-



&



CNS

01

02



03

"  
" 50%

FIC+BIC



—



*MSI-H*      ® PD-1

® CAR-T

® CD20

® HER2

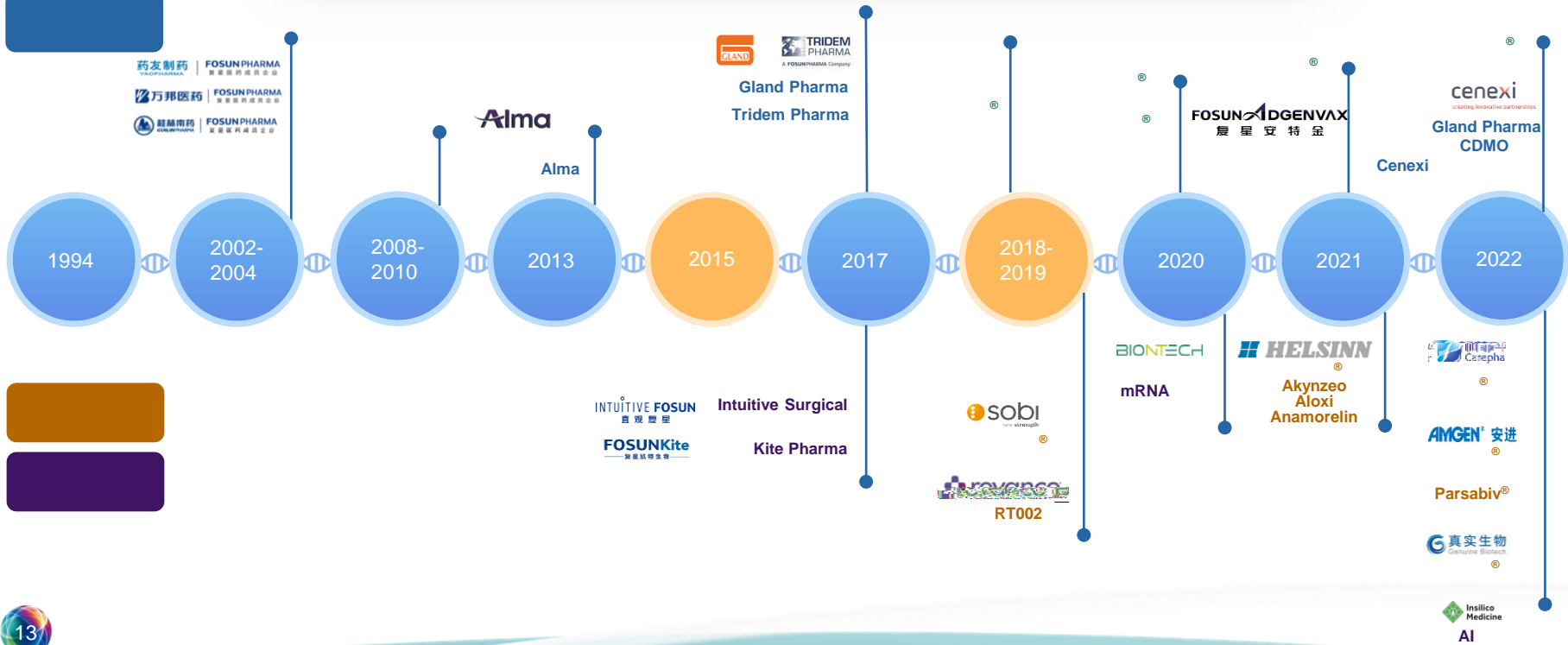
®


®

®



&





FES Fosun Ecosystem/Entrepreneurship System

SRM

INNOX

2022 FES

OBM

OTC

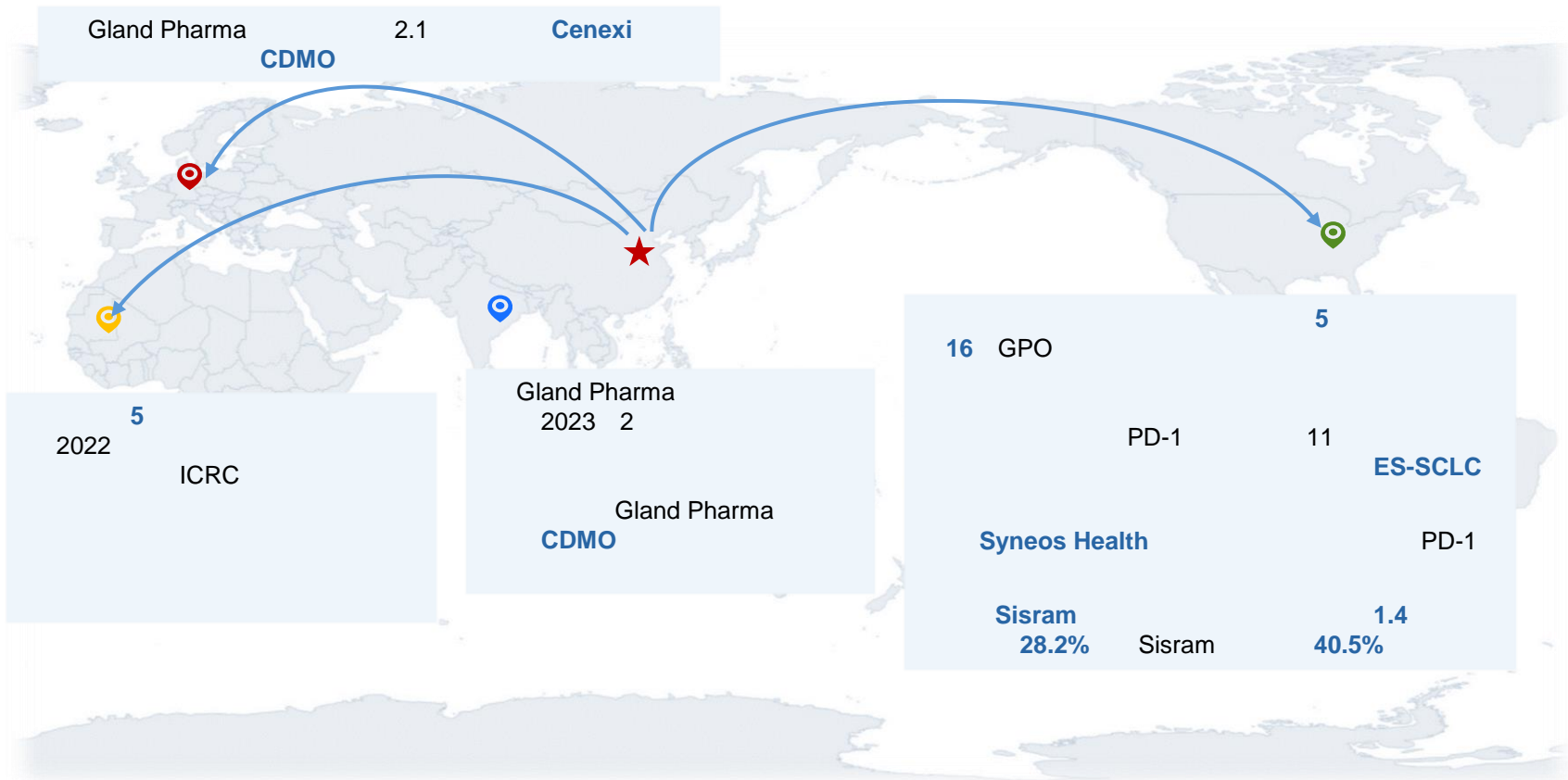
6,000

2022

20.87%

2.46

# 1/2

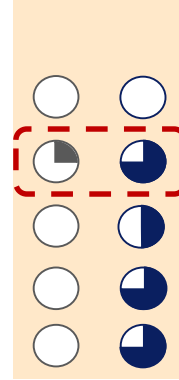
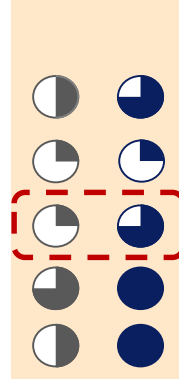
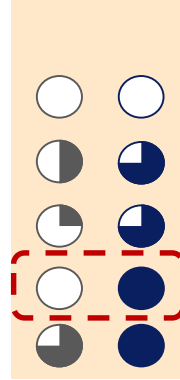
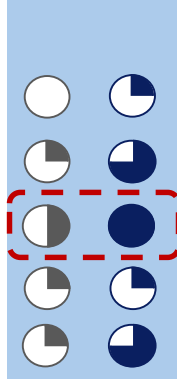
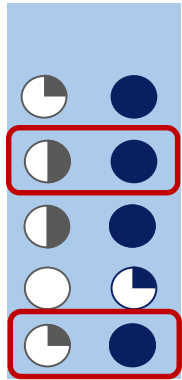




&

&BD&

:

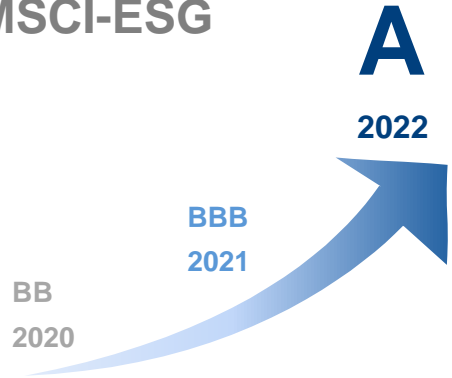


, &BD






# MSCI-ESG



 **E**nvironment

EHS		EHS		EHS	
2021-2026		2022		2022	
	337,806		115.36		3.2%

 **S**ocial

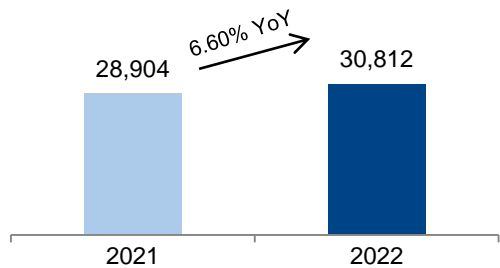




-

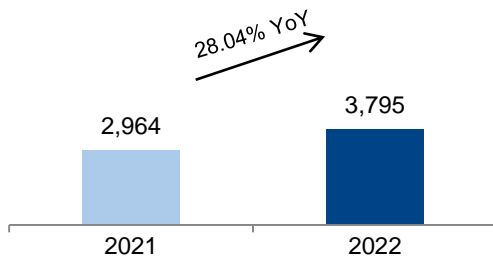


(人民币百万元)





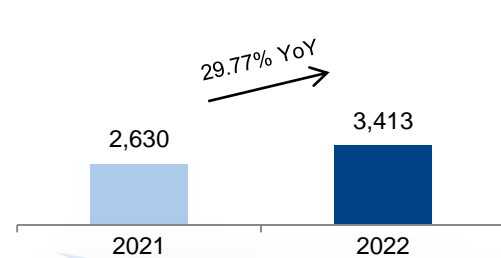
1

(人民币百万元)



2

(人民币百万元)



RNA

/ADC

55.22      26%<sup>1</sup>  
+39.44% YoY

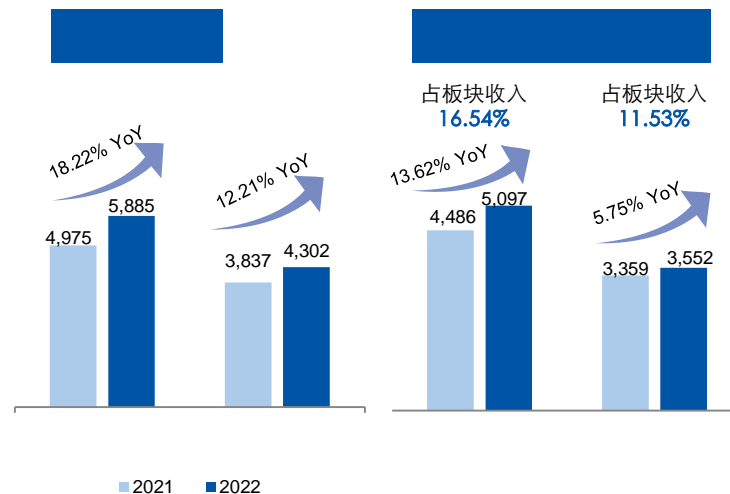
TNF-  
PD-1      ®      HER2      ®  
                 ®                   ®  
                 ®                   ®

YoY **50.97** +13.62%  
85%

16.54% 35.52  
11.53%

30%

260 2022  
249  
16 PCT 17  
48



占板块收入  
**16.54%**

占板块收入  
**11.53%**



3.4

2022

SCLC

PD-1

9



PD-1

MSI-H

SCLC FDA EC

®



ES-SCLC

III

(OS)

OS

15.4

10.9

24

43.1%

7.9%

JAMA

Nature Medicine

British Journal of Cancer

nature  
medicine

JAMA<sup>®</sup>  
The Journal of the American Medical Association

BJC  
British Journal of Cancer



27

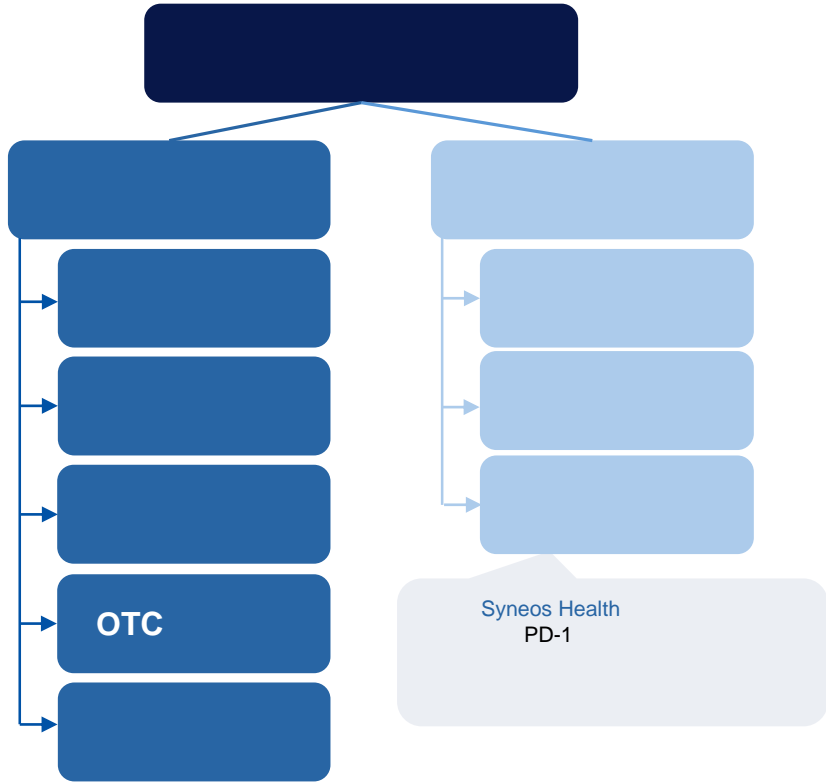
110

30%

400

DTP





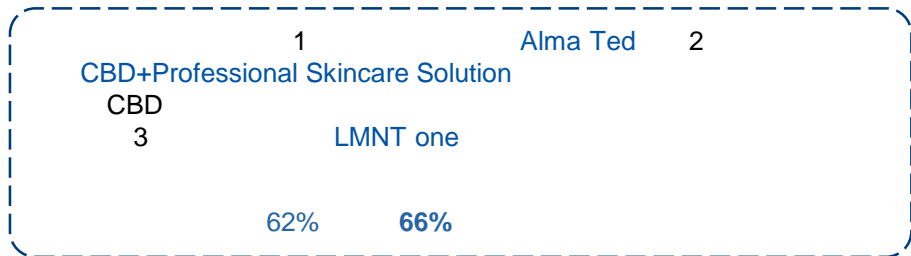
2022			
10	5	mRNA	
		® HER2	
		® CD20	
		®	
5	10	3	®
			®
3	5	8	® PD-1
			®
			®
			VERO
			8
1	3	31	® TNF-
			®
			®
			®
			31



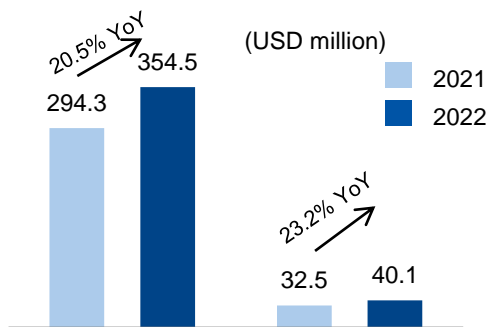




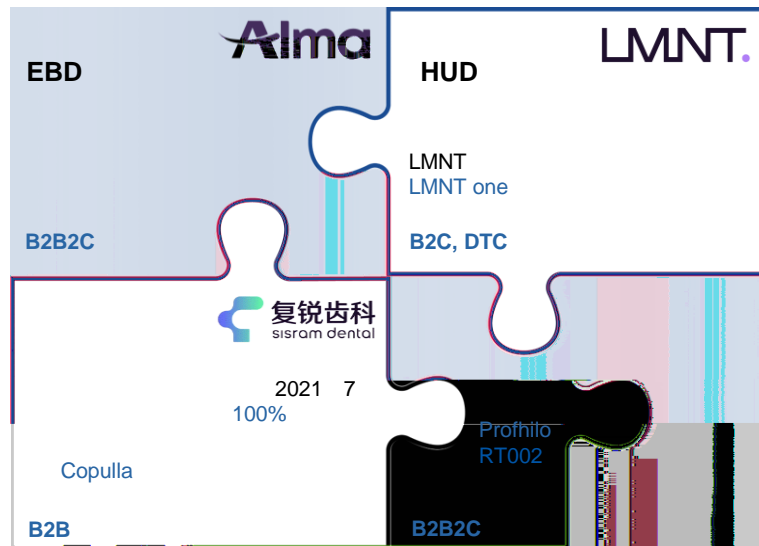
2022

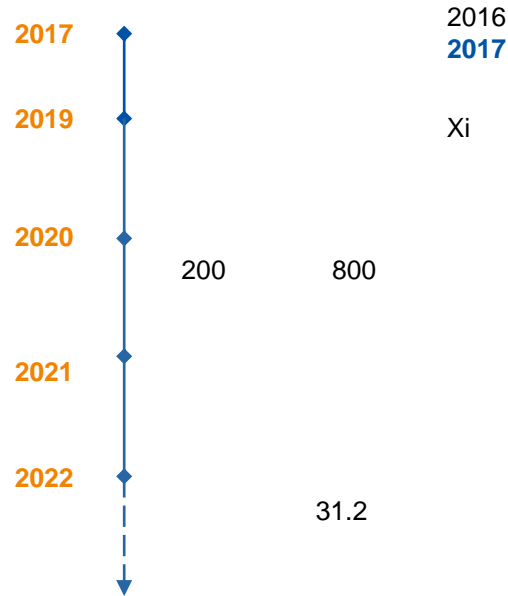


2022



CBD+Professional Skincare Solution





2016  
2017

Xi

200 800

31.2

Intuitive Surgical

1,700 4,000



2022 55  
300

10  
2000 FDA

7,544  
2022 12 31  
55,000  
1,000

Ion

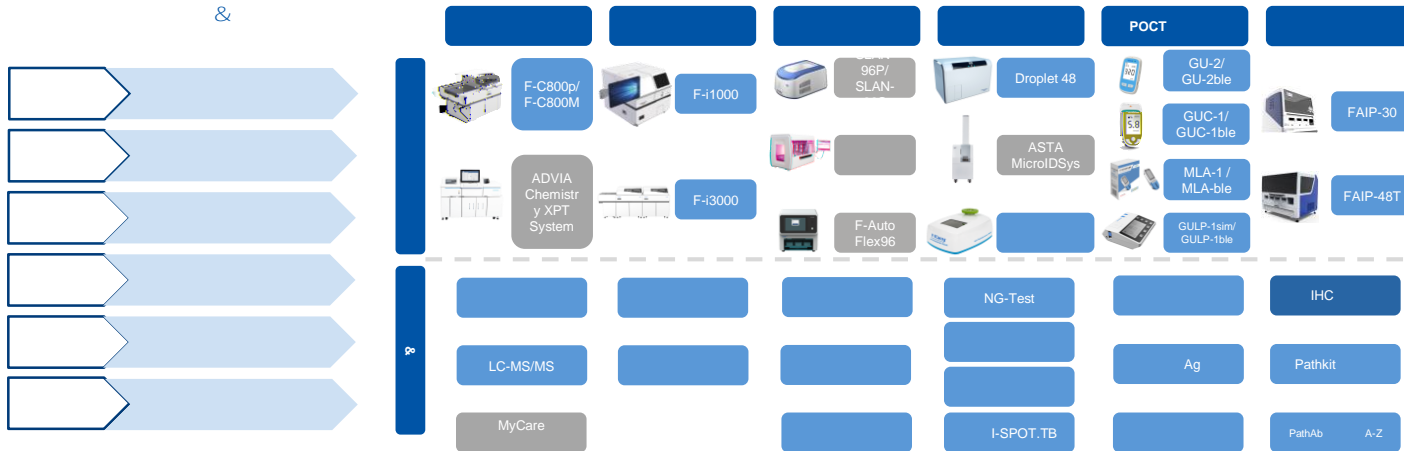
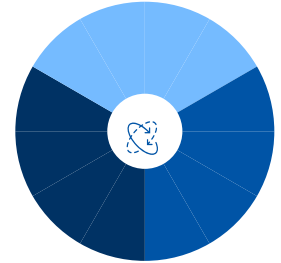
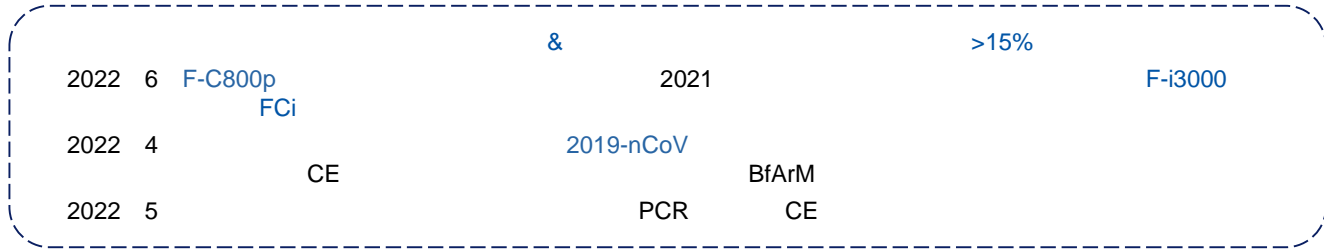
2019 Ion  
FDA

2021 10 Ion

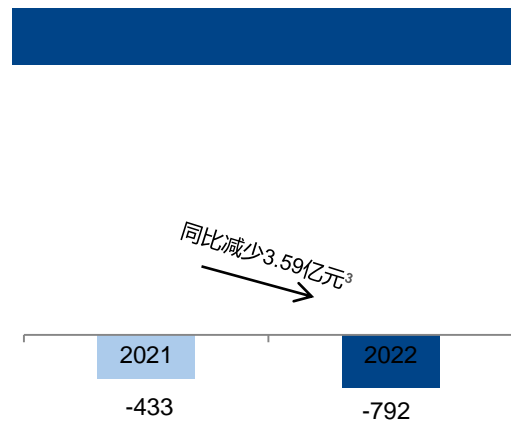
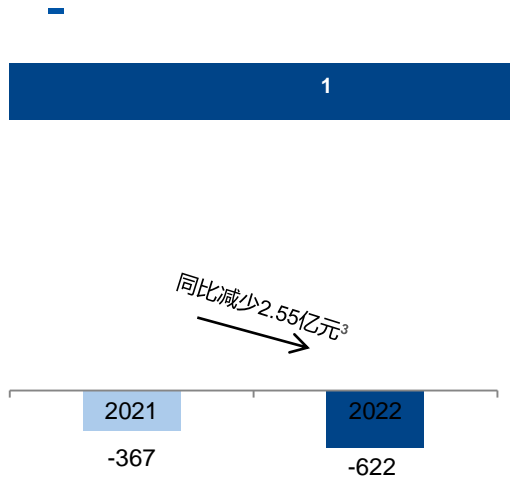
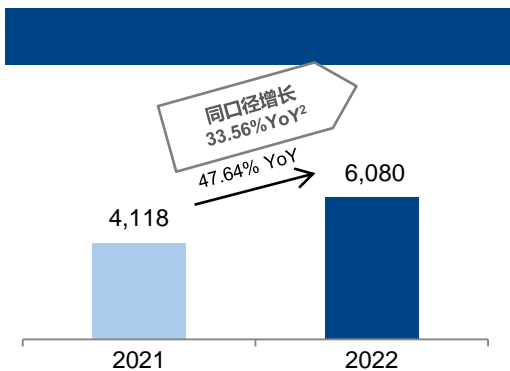
Ion



2022









JCI

"

6,333 \*

JVF

		佛山禅医 FOSHAN CHAN YI HOSPITAL 佛山禅星禅医医院	JCI国际认证医院 Organization Accredited by Joint Commission International	2022	21.45	1,750	1.11
		深圳恒生医院 SHENZHEN HENGSHENG HOSPITAL		2017	11	600	9.09
					60%		86.47%
		武汉大学中南医院 WUHAN UNIVERSITY ZHONGNAN HOSPITAL		2022	1	800	70%



宿迁市钟吾医院  
SUQIAN SHI ZHONGWU HOSPITAL  
宿迁市钟吾医院  
SUQIAN SHI ZHONGWU HOSPITAL



卓尔荟  
JOYFUL WAY



威海军民肿瘤医院  
WEIHAI JIJUN CANCER HOSPITAL



温州老年病医院  
WENZHOU GERIATRIC HOSPITAL



星家整形医疗美容

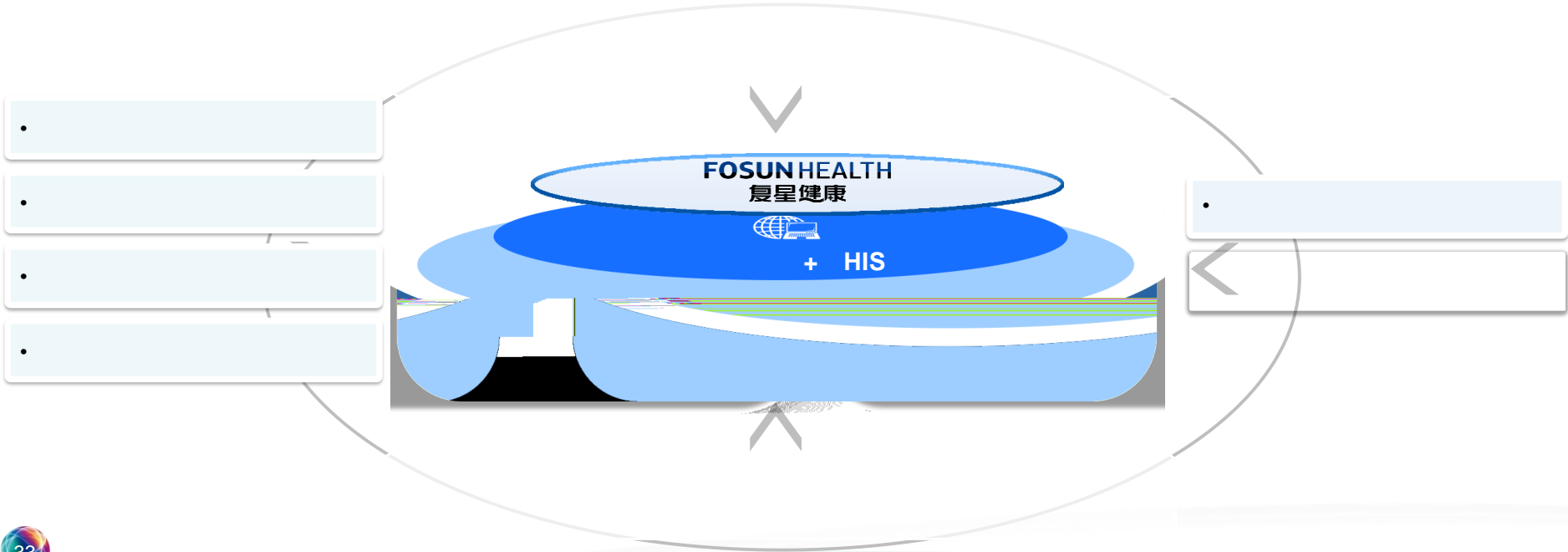


湖北省人民医院 武汉济和医院  
HUBEI PROVINCE PEOPLE'S HOSPITAL WUHAN JIHE HOSPITAL



STAR HOSPITAL 上海复星医疗旗下高品质医院  
星辰妇儿 医保定点医院







( )

521,051

6.0% YoY

552,148

2021

2022

( )

7,759

10.0% YoY

8,526

2021

2022

( )

1,948

8.5% YoY

2,114

2021

2022



		4,066	4.27%
"	"		
	1,209	11.77%	
	330	13.49%	



1/2




# 2/2

		/		IND	1	2	3	NDA
FS-1502		HER2	HER2					
			HER2					
FS-1502+		HER2+PD-1	HER2					
HLX14	<sup>1</sup> 	RANKL						
HLX26		LAG-3						
HLX35 <sup>2</sup>		EGFR×4-1BB		2022 1 NMPA	2022 6			
HLX301		PD-L1×TIGIT		2022 2	2022 3 NMPA		7	
HLX15		CD38						
HLX13		CTLA-4						
		EPO						
		INSR						
	50R	INSR						
		GLP-1						
RT002			GL					
			CD	2022 1				

- 1 Organon
- 2 Binacea

3

2023 2 28

# 1/2

		/			IND	1	2	3	NDA	
FCN-437c	CDK4/6	(1L)			2022	1	NMPA	III	I	
		(2L)			2022	1		III		
SAF-189	ALK				2022	1	NMPA	III	I	
	ROS1									
HLX-208	BRAF V600E		LCH	ECD	2022	1	NMPA		Ib/II	
FCN-159	MEK	I								
							2022	5	NMPA	
YP01001	VEGFR									
FCN-338	BCL-2									
		B								
FH-2001	FGFR/PD-L1									

# 2/2

		/			IND	1	2	3	NDA
		TPO-R		ITP	2022 12 NDA NMPA				
Tenapanor		NHE 3		(ESRD-HD)					
		-							
Tenapanor		NHE 3		(IBS-C)	I				
FCN-342		URAT1							
Molnupiravir		RNA							
Paxlovid		3CL							
BNT162b2		-						EUA	
PA-824		-	/	MDR-TB	XDR-TB	Pretomanid*			
Opicapone		COMT				Ongentys*			
Fortacin		-				*			
ET-26		-			2022 7		II		

2023 2 28





" " "

LOGO

Fosun Pharma, the Representor or the Provider will not warrant the accuracy, the completeness and the timeliness of all information and contents, including predictive description, contained in the PPT documents/visual materials. In the event of any mistake, omission, and inaccuracy, Fosun Pharma, the Representor or the Provider should not be held for any liabilities in this regard.

The PPT documents/visual materials will not include and should not be deemed as any investment proposals. The investor should take their own responsibilities for any determinations so come to based upon the information contained in the PPT documents/visual materials.

Fosun Pharma is entitled to all rights, including copyright, pertaining to the PPT documents/visual materials. The characters, the designs and Fosun " , are the trade name, trademark and the logos legally owned by Fosun Pharma. Without written consent offered by Fosun Pharma, any third party should not utilize such materials and information in any manner, including reprinting.



[www.fosunpharma.com](http://www.fosunpharma.com)